

Power PCB Relay RTH 105°C 16A (Continued)

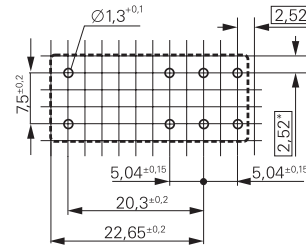
Other Data

Material compliance: EU RoHS/ELV, China RoHS, REACH, Halogen content refer to the Product Compliance Support Center at www.te.com/customersupport/rohssupportcenter

Resistance to heat and fire	
WG version	according EN 60335-1, par.30
Ambient temperature	-40 to 105°C
Category of environmental protection	
IEC 61810	RTII - flux proof
Vibration resistance (functional)	
form A/form B contact, 30 to 150Hz	20/5g
Shock resistance (destructive)	100g
Terminal type	PCB-THT
Weight	14g
Resistance to soldering heat THT	
IEC 60068-2-20	270°C/10s
Packaging/unit	tube/20 pcs., box/500 pcs.

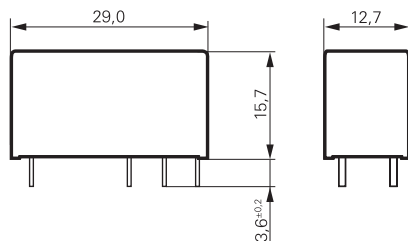
PCB layout / terminal assignment

16A, pinning 5mm

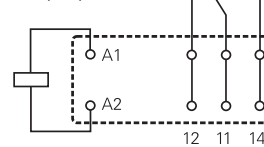


*) With the recommended PCB hole sizes a grid pattern from 2.5mm to 2.54mm can be used.

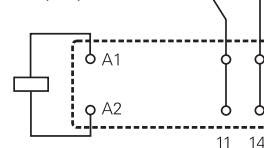
Dimensions



1 form C (CO) contact



1 form A (NO) contact



Product code structure

Typical product code **RT H 3 4 012 WG**

Type	RT Power PCB Relay RTH 105°C 16A
Version	H 16A, pinning 5mm, 105°C
Contact configuration	1 1 form C (CO) contact 3 1 form A (NO) contact H 1 form A (NO) contact „High Performance“
Contact material	4 AgNi 90/10
Coil	Coil code: please refer to coil versions table
Version	Blank Standard version WG Product in accordance with IEC 60335-1 (domestic appliances)

Product code	Version	Contact configuration	Contact Material	Coil	Part number
RTH14012	16A, 105°C	1 form C (CO) contact	AgNi 90/10	12VDC	8-1415006-1
RTH14012WG				24VDC	1-1415538-1
RTH14024WG					9-1415535-4
RTH34012		1 form A (NO) contact		12VDC	9-1415006-1
RTH34012WG					1-1415536-9
RTH34024				24VDC	1415039-1
RTH34024WG					2-1415536-0
RTHH4009WG	16A, 105°C, High Performance			9VDC	1-1415540-6
RTHH4012				12VDC	8-1415047-1
RTHH4012WG					4-1415536-2
RTHH4024				24VDC	9-1415047-1

This list represents the most common types and does not show all variants covered by this datasheet.
Other types on request.