

MPSA42, MPSA43

ELECTRICAL CHARACTERISTICS (T_A = 25°C unless otherwise noted)

Characteristic	Symbol	Min	Max	Unit
----------------	--------	-----	-----	------

OFF CHARACTERISTICS

Collector–Emitter Breakdown Voltage (Note 1) (I _C = 1.0 mAdc, I _B = 0)	MPSA42 MPSA43	V _{(BR)CEO}	300 200	– –	Vdc
Collector–Base Breakdown Voltage (I _C = 100 µAdc, I _E = 0)	MPSA42 MPSA43	V _{(BR)CBO}	300 200	– –	Vdc
Emitter–Base Breakdown Voltage (I _E = 100 µAdc, I _C = 0)		V _{(BR)EBO}	6.0	–	Vdc
Collector Cutoff Current (V _{CB} = 200 Vdc, I _E = 0) (V _{CB} = 160 Vdc, I _E = 0)	MPSA42 MPSA43	I _{CBO}	– –	0.1 0.1	µAdc
Emitter Cutoff Current (V _{EB} = 6.0 Vdc, I _C = 0) (V _{EB} = 4.0 Vdc, I _C = 0)	MPSA42 MPSA43	I _{EBO}	– –	0.1 0.1	µAdc

ON CHARACTERISTICS (Note 1)

DC Current Gain (I _C = 1.0 mAdc, V _{CE} = 10 Vdc) (I _C = 10 mAdc, V _{CE} = 10 Vdc) (I _C = 30 mAdc, V _{CE} = 10 Vdc)		h _{FE}	25 40 40	– – –	–
Collector–Emitter Saturation Voltage (I _C = 20 mAdc, I _B = 2.0 mAdc)	MPSA42 MPSA43	V _{CE(sat)}	– –	0.5 0.4	Vdc
Base–Emitter Saturation Voltage (I _C = 20 mAdc, I _B = 2.0 mAdc)		V _{BE(sat)}	–	0.9	Vdc

SMALL–SIGNAL CHARACTERISTICS

Current–Gain – Bandwidth Product (I _C = 10 mAdc, V _{CE} = 20 Vdc, f = 100 MHz)		f _T	50	–	MHz
Collector–Base Capacitance (V _{CB} = 20 Vdc, I _E = 0, f = 1.0 MHz)	MPSA42 MPSA43	C _{cb}	– –	3.0 4.0	pF

1. Pulse Test: Pulse Width ≤ 300 µs, Duty Cycle ≤ 2%.

MPSA42, MPSA43

ORDERING INFORMATION

Device	Package	Shipping [†]
MPSA42	TO-92	5000 Units / Box
MPSA42G	TO-92 (Pb-Free)	5000 Units / Box
MPSA42RL1	TO-92	2000 / Tape & Reel
MPSA42RL1G	TO-92 (Pb-Free)	2000 / Tape & Reel
MPSA42RLRA	TO-92	2000 / Tape & Reel
MPSA42RLRAG	TO-92 (Pb-Free)	2000 / Tape & Reel
MPSA42RLRM	TO-92	2000 / Ammo Pack
MPSA42RLRMG	TO-92 (Pb-Free)	2000 / Ammo Pack
MPSA42RLRP	TO-92	2000 / Ammo Pack
MPSA42RLRPG	TO-92 (Pb-Free)	2000 / Ammo Pack
MPSA42ZL1	TO-92	2000 / Ammo Pack
MPSA42ZL1G	TO-92 (Pb-Free)	2000 / Ammo Pack
MPSA43	TO-92	5000 Units / Box
MPSA43G	TO-92 (Pb-Free)	5000 Units / Box
MPSA43RLRA	TO-92	2000 / Tape & Reel
MPSA43RLRAG	TO-92 (Pb-Free)	2000 / Tape & Reel
MPSA43ZL1	TO-92	2000 / Ammo Pack
MPSA43ZL1G	TO-92 (Pb-Free)	2000 / Ammo Pack

[†]For information on tape and reel specifications, including part orientation and tape sizes, please refer to our Tape and Reel Packaging Specifications Brochure, BRD8011/D.

MPSA42, MPSA43

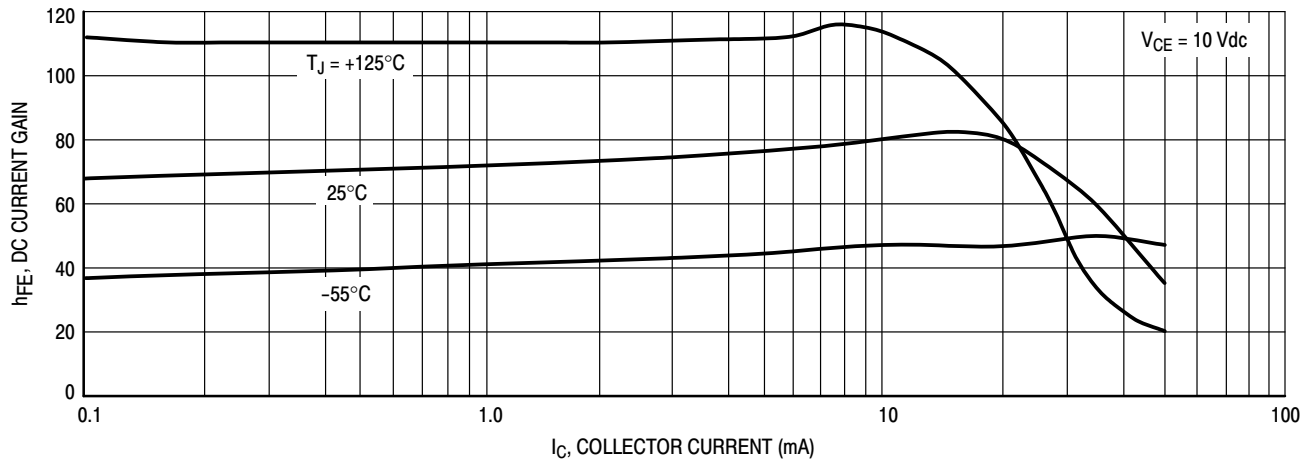


Figure 1. DC Current Gain

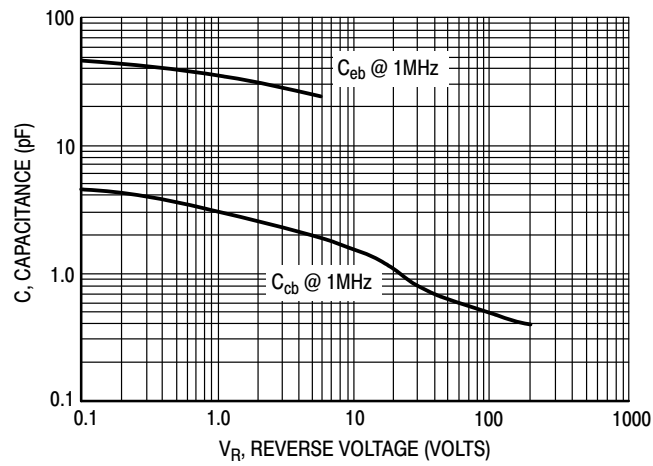


Figure 2. Capacitance

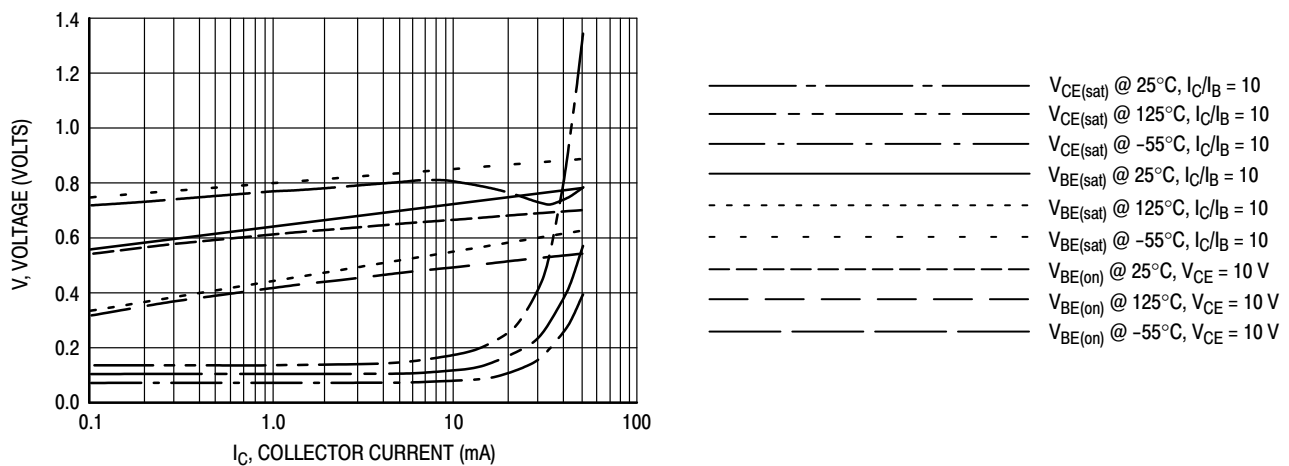


Figure 3. "ON" Voltages

MPSA42, MPSA43

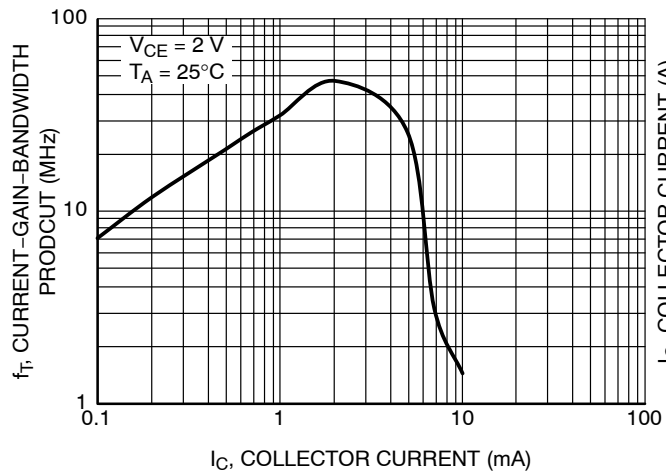


Figure 4. Current-Gain-Bandwidth Product

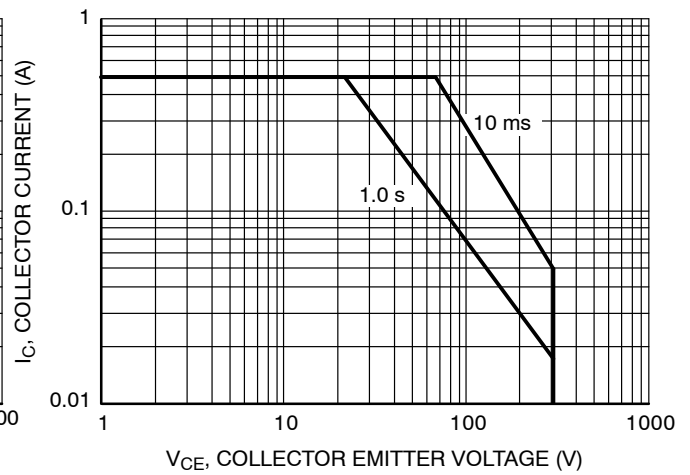
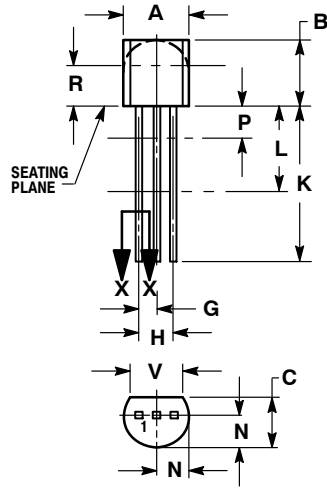


Figure 5. Safe Operating Area

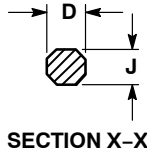
MPSA42, MPSA43

PACKAGE DIMENSIONS

TO-92 (TO-226)
CASE 29-11
ISSUE AM



STRAIGHT LEAD
BULK PACK



NOTES:

1. DIMENSIONING AND TOLERANCING PER ANSI Y14.5M, 1982.
2. CONTROLLING DIMENSION: INCH.
3. CONTOUR OF PACKAGE BEYOND DIMENSION R IS UNCONTROLLED.
4. LEAD DIMENSION IS UNCONTROLLED IN P AND BEYOND DIMENSION K MINIMUM.

DIM	INCHES		MILLIMETERS	
	MIN	MAX	MIN	MAX
A	0.175	0.205	4.45	5.20
B	0.170	0.210	4.32	5.33
C	0.125	0.165	3.18	4.19
D	0.016	0.021	0.407	0.533
G	0.045	0.055	1.15	1.39
H	0.095	0.105	2.42	2.66
J	0.015	0.020	0.39	0.50
K	0.500	---	12.70	---
L	0.250	---	6.35	---
N	0.080	0.105	2.04	2.66
P	---	0.100	---	2.54
R	0.115	---	2.93	---
V	0.135	---	3.43	---

STYLE 1:

1. PIN 1. EMITTER
2. BASE
3. COLLECTOR

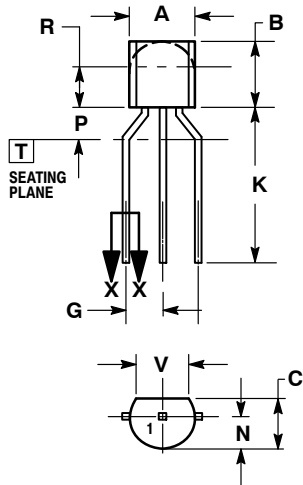
STYLE 14:

1. PIN 1. EMITTER
2. COLLECTOR
3. BASE

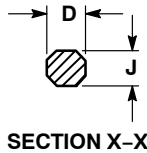
NOTES:


1. DIMENSIONING AND TOLERANCING PER ASME Y14.5M, 1994.
2. CONTROLLING DIMENSION: MILLIMETERS.
3. CONTOUR OF PACKAGE BEYOND DIMENSION R IS UNCONTROLLED.
4. LEAD DIMENSION IS UNCONTROLLED IN P AND BEYOND DIMENSION K MINIMUM.

DIM	MILLIMETERS	
	MIN	MAX
A	4.45	5.20
B	4.32	5.33
C	3.18	4.19
D	0.40	0.54
G	2.40	2.80
J	0.39	0.50
K	12.70	---
N	2.04	2.66
P	1.50	4.00
R	2.93	---
V	3.43	---



BENT LEAD
TAPE & REEL
AMMO PACK



ON Semiconductor and  are registered trademarks of Semiconductor Components Industries, LLC (SCILLC). SCILLC reserves the right to make changes without further notice to any products herein. SCILLC makes no warranty, representation or guarantee regarding the suitability of its products for any particular purpose, nor does SCILLC assume any liability arising out of the application or use of any product or circuit, and specifically disclaims any and all liability, including without limitation special, consequential or incidental damages. "Typical" parameters which may be provided in SCILLC data sheets and/or specifications can and do vary in different applications and actual performance may vary over time. All operating parameters, including "Typicals" must be validated for each customer application by customer's technical experts. SCILLC does not convey any license under its patent rights nor the rights of others. SCILLC products are not designed, intended, or authorized for use as components in systems intended for surgical implant into the body, or other applications intended to support or sustain life, or for any other application in which the failure of the SCILLC product could create a situation where personal injury or death may occur. Should Buyer purchase or use SCILLC products for any such unintended or unauthorized application, Buyer shall indemnify and hold SCILLC and its officers, employees, subsidiaries, affiliates, and distributors harmless against all claims, costs, damages, and expenses, and reasonable attorney fees arising out of, directly or indirectly, any claim of personal injury or death associated with such unintended or unauthorized use, even if such claim alleges that SCILLC was negligent regarding the design or manufacture of the part. SCILLC is an Equal Opportunity/Affirmative Action Employer. This literature is subject to all applicable copyright laws and is not for resale in any manner.

PUBLICATION ORDERING INFORMATION

LITERATURE FULFILLMENT:

Literature Distribution Center for ON Semiconductor
P.O. Box 5163, Denver, Colorado 80217 USA
Phone: 303-675-2175 or 800-344-3860 Toll Free USA/Canada
Fax: 303-675-2176 or 800-344-3867 Toll Free USA/Canada
Email: orderlit@onsemi.com

N. American Technical Support: 800-282-9855 Toll Free
USA/Canada

Europe, Middle East and Africa Technical Support:
Phone: 421 33 790 2910

Japan Customer Focus Center
Phone: 81-3-5773-3850

ON Semiconductor Website: www.onsemi.com

Order Literature: <http://www.onsemi.com/orderlit>

For additional information, please contact your local
Sales Representative

MPSA42/D