

Copyright Notice

Copyright © 2016-2017 Lattice Semiconductor Corporation. All rights reserved. The contents of these materials contain proprietary and confidential information (including trade secrets, copyright, and other Intellectual Property interests) of Lattice Semiconductor Corporation and/or its affiliates. All rights are reserved. You are permitted to use this document and any information contained therein expressly and only for bona fide non-commercial evaluation of products and/or services from Lattice Semiconductor Corporation or its affiliates; and only in connection with your bona fide consideration of purchase or license of products or services from Lattice Semiconductor Corporation or its affiliates, and only in accordance with the terms and conditions stipulated. Contents, (in whole or in part) may not be reproduced, downloaded, disseminated, published, or transferred in any form or by any means, except with the prior written permission of Lattice Semiconductor Corporation and/or its affiliates. Copyright infringement is a violation of federal law subject to criminal and civil penalties. You have no right to copy, modify, create derivative works of, transfer, sublicense, publicly display, distribute or otherwise make these materials available, in whole or in part, to any third party. You are not permitted to reverse engineer, disassemble, or decompile any device or object code provided herewith. Lattice Semiconductor Corporation reserves the right to revoke these permissions and require the destruction or return of any and all Lattice Semiconductor Corporation proprietary materials and/or data.

Trademark Acknowledgment

Lattice Semiconductor Corporation®, the Lattice Semiconductor logo, Silicon Image®, the Silicon Image logo, Instaport®, the Instaport logo, InstaPrevue®, Simplay®, Simplay HD®, the Simplay HD logo, Simplay Labs™, the Simplay Labs logo, the SiBEAM Snap™, the SiBEAM Snap logo, UltraGig™, the UltraGig logo are trademarks or registered trademarks of Lattice Semiconductor Corporation in the United States and/or other countries. HDMI® and the HDMI logo with High-Definition Multimedia Interface are trademarks or registered trademarks of, and are used under license from, HDMI Licensing, LLC. in the United States or other countries. MHL® and the MHL logo with Mobile High-Definition Link are trademarks or registered trademarks of, and are used under license from, MHL, LLC. in the United States and/or other countries. WirelessHD®, the WirelessHD logo, WiHD® and the WiHD logo are trademarks, registered trademarks or service marks of SiBeam, Inc. in the United States or other countries.

HDMI Licensing, LLC; MHL, LLC; Simplay Labs, LLC; and SiBeam, Inc. are wholly owned subsidiaries of Lattice Semiconductor Corporation.

All other trademarks and registered trademarks are the property of their respective owners in the United States or other countries. The absence of a trademark symbol does not constitute a waiver of Lattice Semiconductor's trademarks or other intellectual property rights with regard to a product name, logo or slogan.

Export Controlled Document

This document contains materials that are subject to the U.S. Export Administration Regulations and may also be subject to additional export control laws and regulations (collectively "Export Laws") and may be used only in compliance with such Export Laws. Unless otherwise authorized by an officer of Lattice Semiconductor Corporation in writing, this document and the information contained herein (a) may not be used in relation to nuclear, biological or chemical weapons, or missiles capable of delivering these weapons, and (b) may not be re-exported or otherwise transferred to a third party who is known or suspected to be involved in relation to nuclear, biological or chemical weapons, or missiles capable of delivering these weapons, or to any sanctioned persons or entities.

Further Information

To request other materials, documentation, and information, contact your local Lattice Semiconductor sales office or visit the Lattice Semiconductor web site at www.latticesemi.com.

Disclaimers

These materials are provided on an "AS IS" basis. Lattice Semiconductor Corporation and its affiliates disclaim all representations and warranties (express, implied, statutory or otherwise), including but not limited to: (i) all implied warranties of merchantability, fitness for a particular purpose, and/or non-infringement of third party rights; (ii) all warranties arising out of course-of-dealing, usage, and/or trade; and (iii) all warranties that the information or results provided in, or that may be obtained from use of, the materials are accurate, reliable, complete, up-to-date, or produce specific outcomes. Lattice Semiconductor Corporation and its affiliates assume no liability or responsibility for any errors or omissions in these materials, makes no commitment or warranty to correct any such errors or omissions or update or keep current the information contained in these materials, and expressly disclaims all direct, indirect, special, incidental, consequential, reliance and punitive damages, including WITHOUT LIMITATION any loss of profits arising out of your access to, use or interpretation of, or actions taken or not taken based on the content of these materials. Lattice Semiconductor Corporation and its affiliates reserve the right, without notice, to periodically modify the information in these materials, and to add to, delete, and/or change any of this information.

Products and Services

The products and services described in these materials, and any other information, services, designs, know-how and/or products provided by Lattice Semiconductor Corporation and/or its affiliates are provided on "AS IS" basis, except to the extent that Lattice Semiconductor Corporation and/or its affiliates provides an applicable written limited warranty in its standard form license agreements, standard Terms and Conditions of Sale and Service or its other applicable standard form agreements, in which case such limited warranty shall apply and shall govern in lieu of all other warranties (express, statutory, or implied). EXCEPT FOR SUCH LIMITED WARRANTY, LATTICE SEMICONDUCTOR CORPORATION AND ITS AFFILIATES DISCLAIM ALL REPRESENTATIONS AND WARRANTIES (EXPRESS, IMPLIED, STATUTORY OR OTHERWISE), REGARDING THE INFORMATION, SERVICES, DESIGNS, KNOW-HOW AND PRODUCTS PROVIDED BY LATTICE SEMICONDUCTOR CORPORATION AND/OR ITS AFFILIATES, INCLUDING BUT NOT LIMITED TO, ALL IMPLIED WARRANTIES OF MERCHANTABILITY, FITNESS FOR A PARTICULAR PURPOSE, AND/OR NON-INFRINGEMENT OF THIRD PARTY RIGHTS. YOU ACKNOWLEDGE AND AGREE THAT SUCH INFORMATION, SERVICES, DESIGNS, KNOW-HOW AND PRODUCTS HAVE NOT BEEN DESIGNED, TESTED, OR MANUFACTURED FOR USE OR RESALE IN SYSTEMS WHERE THE FAILURE, MALFUNCTION, OR ANY INACCURACY OF THESE ITEMS CARRIES A RISK OF DEATH OR SERIOUS BODILY INJURY, INCLUDING, BUT NOT LIMITED TO, USE IN NUCLEAR FACILITIES, AIRCRAFT NAVIGATION OR COMMUNICATION, EMERGENCY SYSTEMS, OR OTHER SYSTEMS WITH A SIMILAR DEGREE OF POTENTIAL HAZARD. NO PERSON IS AUTHORIZED TO MAKE ANY OTHER WARRANTY OR REPRESENTATION CONCERNING THE PERFORMANCE OF THE INFORMATION, PRODUCTS, KNOW-HOW, DESIGNS OR SERVICES OTHER THAN AS PROVIDED IN THESE TERMS AND CONDITIONS.

1. General Description

The SiI9437/SiI9438 ARC/Enhanced ARC receiver/transmitter from Lattice Semiconductor adds higher bandwidth Enhanced Audio Return Channel (eARC) capability to HDMI®-based designs.

The SiI9437/SiI9438 ARC/Enhanced ARC receiver/transmitter support audio bit rates up to 98 Mb/s (36.8 Mb/s payload). Manufacturers of televisions, audio/video receivers, and sound bars can use these devices to implement eARC with up to 8-channels of 24-bit, 192 kHz audio.

This new high bit rate, low jitter audio interface transmits over standard HDMI with Ethernet cable using the available differential twisted pair of pins 14 and 19. The devices are backward-compatible with HDMI 1.4 Audio Return Channel, for connectivity with legacy ARC devices.

Implementing eARC into consumer electronics products helps to ensure greater interoperability and forward-compatibility without compromise. This is especially important as new devices with Dynamic HDR, Variable Refresh, and other HDMI 2.1 features come to market.

The SiI9437/SiI9438 include support for the eARC Common Mode Data Channel, used for Discovery, Capability Detection, Heartbeat, and Lipsync features of eARC.

The SiI9437/SiI9438 design enables integration in conjunction with existing HDMI transmitters and receivers, and operates independently of the HDMI frequency, mode, and encoding format. No HDMI 2.1 or HDMI 2.0 dependency exists; the devices can be integrated with HDMI transmitter/receivers using any version of HDMI.

Figure 1.1 on the next page shows a typical systems diagram of SiI9437/SiI9438 ARC/Enhanced ARC receiver/transmitter

1.1. Applications

- Televisions (SiI9438 Transmitter)
- AVRs (SiI9437 Receiver)
- Home Theater-in-a-Box (SiI9437 Receiver)
- Soundbars (SiI9437 Receiver)

1.2. Audio Interfaces

- SiI9438 Transmitter:
 - Four-lane I²S inputs
 - IEC60958 (S/PDIF) input
 - HDMI eARC (differential signal) transmitter
 - HDMI Legacy ARC (Single Mode) output compatibility
- SiI9437 Receiver:
 - Four-lane I²S outputs
 - IEC60958 (S/PDIF) output
 - HDMI eARC (differential signal) receiver
 - HDMI Legacy ARC (single mode or Common mode) input compatibility

1.3. Audio Support

- Dolby® Digital
- Dolby Digital Plus™
- Dolby® TrueHD
- DTS™
- DTS-HD
- DTS HD Master Audio™
- Dolby Atmos™
- DTS:X™
- PCM audio, up to 8 channels, 24-bit, 192 kHz

1.4. Programming Interface

Local I²C bus

1.5. Packaging

- 32-pin, 4 mm × 4 mm, 0.4 mm pitch QFN package with an exposed pad (ePad)

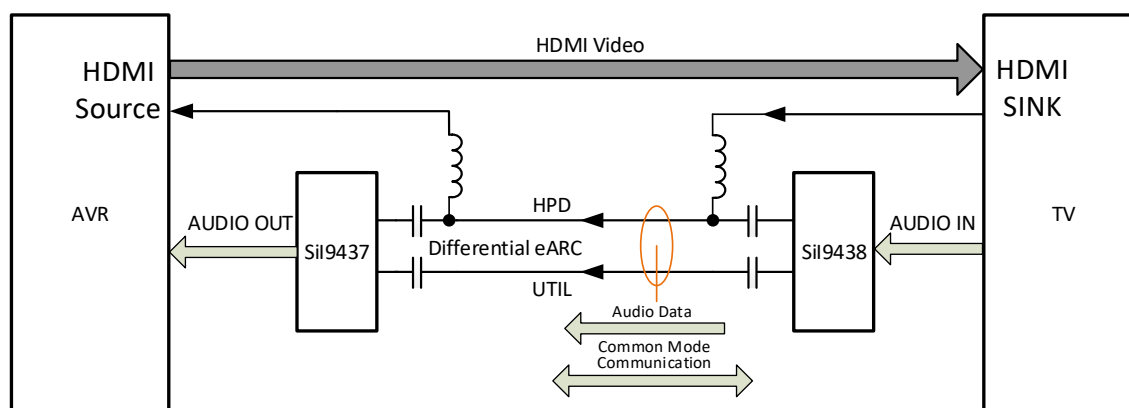


Figure 1.1. Typical System Diagram

2. Pin Diagram

Figure 2.1 shows the pin assignments of the SiI9437/SiI9438 device. The package is a 4 mm × 4 mm 32-pin QFN with an ePad. For best performance, the ePad **should** be soldered to a pad on the PC board that is electrically connected to ground, but it is not required to make an electrical ground connection since the package also has GND pins.

Pin names are generalized by type for this document. The list below the diagram describes the purpose of each type.

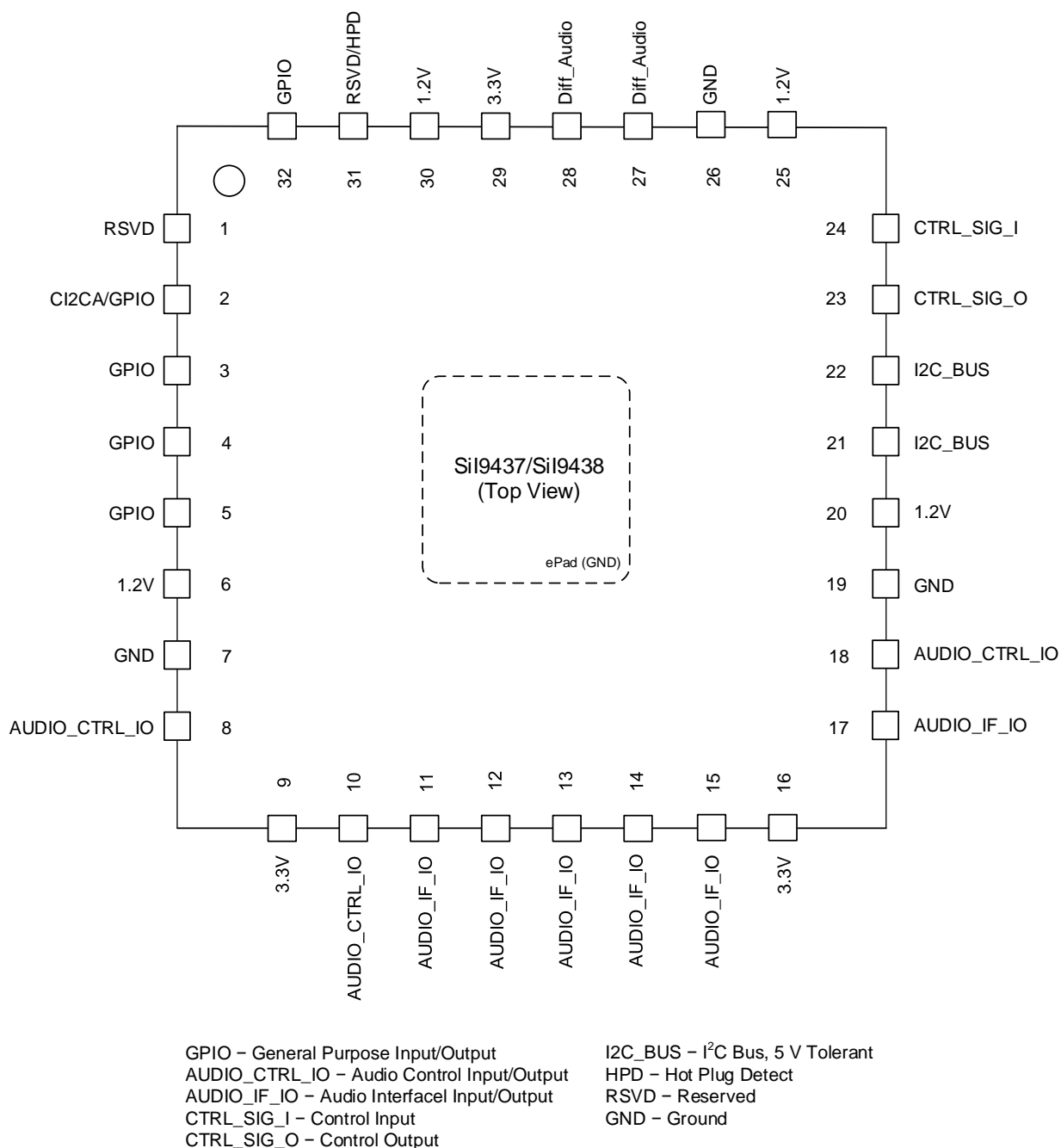


Figure 2.1. Pin Diagram

3. Package Information

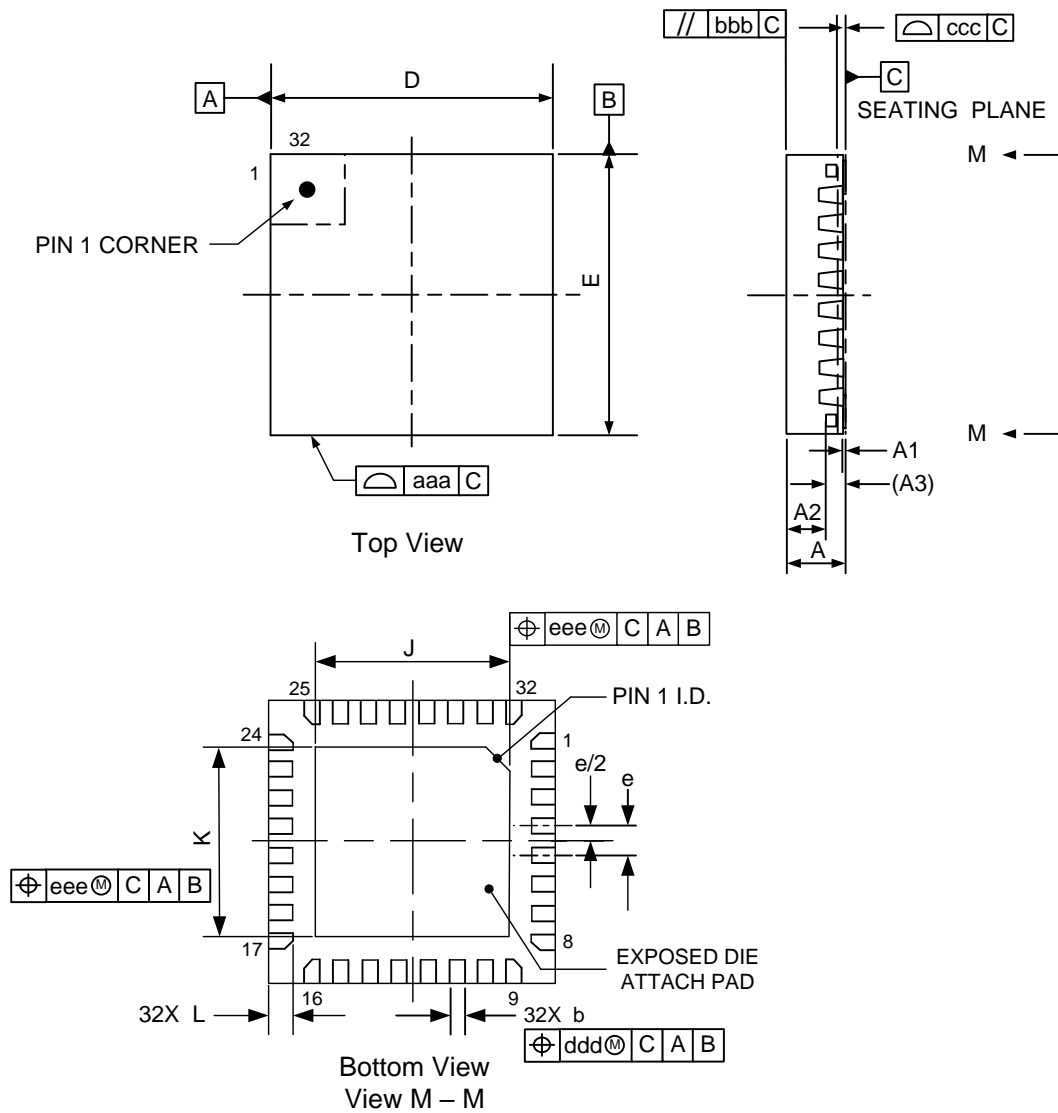
3.1. ePad Requirements

The Sil9437/Sil9438 receiver/transmitter is packaged in a 32-pin, 4 mm × 4 mm QFN package with an exposed pad (ePad) that is 2.7 mm × 2.7 mm (± 0.1 mm). Soldering the ePad to the ground plane of the PCB is recommended for improved grounding and thermal transfer but is not required for typical applications.

[Figure 3.1](#) on the next page shows the package dimensions of the Sil9437/Sil9438 receiver/transmitter.

3.2. Package Dimensions

These drawings are not to scale.



JEDEC Package Code- MO-220

Item	Description	Min	Typ	Max
A	Total Thickness	0.80	0.85	0.90
A1	Stand Off	0	0.035	0.05
A2	Mold Thickness	—	0.65	0.67
A3	L/F Thickness	0.203 REF		
D	Body Size	4 BSC		
E		4 BSC		
b	Lead Width	0.15	0.2	0.25
e	Lead Pitch	0.4 BSC		

Item	Description	Min	Typ	Max
J	Exposed Pad Size	2.6	2.7	2.8
K		2.6	2.7	2.8
L	Lead Length	0.25	0.3	0.35
aaa	Package Edge Tolerance	0.1		
bbb	Mold Flatness	0.1		
ccc	Coplanarity	0.08		
ddd	Lead Offset	0.1		
eee	Exposed Pad Offset	0.1		

Note: All dimensions are in millimeter.

Figure 3.1. Package Diagram

3.3. Marking Specification

The marking diagram for SiI9437 is shown in [Figure 3.2](#). This drawing is not to scale.

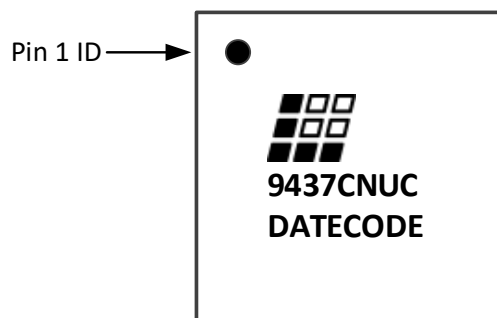


Figure 3.2. SiI9437 Marking Diagram

The marking diagram for SiI9438 is shown in [Figure 3.3](#). This drawing is not to scale.

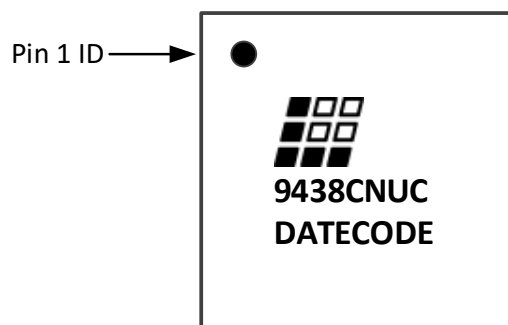


Figure 3.3. SiI9438 Marking Diagram

3.4. Ordering Information

Production Part Numbers:

Device	Part Number
SiI9437 Enhanced ARC Receiver	SiI9437CNUC
SiI9438 Enhanced ARC Transmitter	SiI9438CNUC



7th Floor, 111 SW 5th Avenue
Portland, OR 97204, USA
T 503.268.8000
www.latticesemi.com