



	<a href="#">Qualification Test Report</a> <a href="#">ENG_SS_501-57058_B.pdf</a> English
Product Environmental Compliance	TE Material Declaration <a href="#">ENG_PC_MD_440055-3_C.pdf</a> English
Agency Approvals	UL <a href="#">ENG_AAD_UL_E28476_20001207__C.pdf</a> English UL Report <a href="#">ENG_AAD_UL_CERT_ML_E186634_E28476_2000120__B.pdf</a> English CSA Certificate <a href="#">ENG_AAD_CSA_222156_6233_1475575_A.pdf</a> English
Please review product documents or <a href="#">contact us</a> for the latest agency approval information. Please Note: Use the Product Drawing for all design activity.	
Product Type Features	PCB Connector Assembly Type : <b>PCB Mount Header</b> Connector System : <b>Wire-to-Board</b> Header Type : <b>Partially Shrouded</b> Sealable : <b>No</b> Connector & Contact Terminates To : <b>Printed Circuit Board</b> Wire/Cable Type : <b>Discrete Wire</b>
Configuration Features	PCB Mount Orientation : <b>Right Angle</b> Number of Positions : <b>3</b> Number of Rows : <b>1</b>
Electrical Characteristics	Operating Voltage (VAC): <b>250</b> Operating Voltage (VDC): <b>250</b>
Contact Features	Contact Base Material : <b>Brass</b> PCB Contact Termination Area Plating Material : <b>Tin</b> Contact Shape : <b>Square</b> Contact Mating Area Plating Material : <b>Tin</b> Contact Mating Area Plating Material Finish : <b>Bright</b> Contact Type : <b>Pin</b> Contact Current Rating (Max) (A): <b>3</b> PCB Contact Termination Area Plating Material Finish : <b>Bright</b> Mating Post Length : <b>3.5 mm [ .138 in ]</b>
Termination Features	Termination Method to Printed Circuit Board : <b>Through Hole</b> Termination Post & Tail Length : <b>3.4 mm [ .134 in ]</b>

Mechanical Attachment	PCB Mount Retention Type : <b>Kinked Tines</b> Contact Retention Type : <b>Locking Lance</b> PCB Mount Alignment : <b>Without</b> Mating Retention : <b>Without</b> PCB Mount Retention : <b>With</b> Connector Mounting Type : <b>Board Mount</b> Contact Retention : <b>With</b>
Housing Features	Centerline (Pitch) : <b>2 mm [ .079 in ]</b> Housing Color : <b>Natural</b> Housing Material : <b>Nylon 66 GF</b>
Dimensions	Wire Size (AWG): <b>30 – 24</b> Accepts Wire Insulation Diameter Range : <b>.9 mm [ .0354 – .059 in ]</b> PCB Thickness (Recommended) : <b>1 – 1.6 mm [ .039 – .063 in ]</b> Length : <b>8 mm [ .314 in ]</b> Height : <b>4.95 mm [ .1949 in ]</b> Width : <b>7.7 mm [ .303 in ]</b>
Usage Conditions	Operating Temperature Range : <b>-25 – 85 °C [ -13 – 185 °F ]</b>
Industry Standards	UL Flammability Rating : <b>UL 94V-0</b>
Packaging Features	Packaging Quantity : <b>250</b> Packaging Method : <b>Bag</b>
EU RoHS Directive 2011/65/EU	<i>This declaration covers EU Directive 2011/65/EU incl. Delegated Directive 2015/863/EU. The restrictions under 2015/863/EU apply as of 22 July 2021 for EEE categories 8 (medical devices) and 9 (monitoring and control equipment).</i>
EU ELV Directive 2000/53/EC	
China RoHS 2 Directive MIIT Order No 32, 2016	
EU REACH Regulation (EC) No. 1907/2006	Current ECHA Candidate List: <b>JAN 2019 (197)</b> Candidate List Declared Against: <b>JAN 2019 (197)</b>
Halogen Content	
Solder Process Capability	Wave solder capable to 240°C





Statement of Compliance	<a href="#">Statement of Compliance pdf</a>
Compliance Documents	There may be Environmental Compliance related documents on the <a href="#">DOCUMENTATION Tab</a>
Disclaimer	<p>This information is provided based on reasonable inquiry of our suppliers and represents our current actual knowledge based on the information they provided. This information is subject to change. The part numbers that TE has identified as EU RoHS compliant have a maximum concentration of 0.1% by weight in homogenous materials for lead, hexavalent chromium, mercury, PBB, PBDE, DBP, BBP, DEHP, DIBP, and 0.01% for cadmium, or qualify for an exemption to these limits as defined in the Annexes of Directive 2011/65/EU (RoHS2). Finished electrical and electronic equipment products will be CE marked as required by Directive 2011/65/EU. Components may not be CE marked. Additionally, the part numbers that TE has identified as EU ELV compliant have a maximum concentration of 0.1% by weight in homogenous materials for lead, hexavalent chromium, and mercury, and 0.01% for cadmium, or qualify for an exemption to these limits as defined in the Annexes of Directive 2000/53/EC (ELV). Regarding the REACH Regulation, the information TE provides on SVHC in articles for this part number is based on the latest European Chemicals Agency (ECHA) 'Guidance on requirements for substances in articles' posted at this URL: <a href="https://echa.europa.eu/guidance-documents/guidance-on-reach">https://echa.europa.eu/guidance-documents/guidance-on-reach</a></p>

Products with Similar Specs

[View All Similar Products](#)

THIS PRODUCT

TOP RESULTS ?

<p>WIRE-TO-BOARD HEADERS &amp;...</p> <p><b>440055-3</b></p> <p>2.0MM, HDR, 3POS, R/A</p>  <p>From <b>In-Stock</b></p> <p>PCB Connector Assembly Type : <b>PCB Mount Header</b></p> <p>PCB Mount Orientation : <b>Right Angle</b></p> <p>Connector System : <b>Wire-to-Board</b></p> <p>Number of Positions : <b>3</b></p>	<p>WIRE-TO-BOARD HEADERS &amp;...</p> <p><b>6-440055-3</b></p> <p>HPI 2.0MM, HDR, 3POS R/A, BLK</p>  <p>From <b>Non-Stocked</b></p> <p>PCB Connector Assembly Type : <b>PCB Mount Header</b></p> <p>PCB Mount Orientation : <b>Right Angle</b></p> <p>Connector System : <b>Wire-to-Board</b></p> <p>Number of Positions : <b>3</b></p>	<p>WIRE-TO-BOARD HEADERS &amp;...</p> <p><b>440055-7</b></p> <p>2.0MM, HDR, 7POS, R/A</p>  <p>From <b>In-Stock</b></p> <p>PCB Connector Assembly Type : <b>PCB Mount Header</b></p> <p>PCB Mount Orientation : <b>Right Angle</b></p> <p>Connector System : <b>Wire-to-Board</b></p> <p>Number of Positions : <b>7</b></p>	<p>WIRE-TO-BOARD HEADERS &amp;...</p> <p><b>440055-5</b></p> <p>2.0MM, HDR, 5POS, R/A</p>  <p>From <b>In-Stock</b></p> <p>PCB Connector Assembly Type : <b>PCB Mount Header</b></p> <p>PCB Mount Orientation : <b>Right Angle</b></p> <p>Connector System : <b>Wire-to-Board</b></p> <p>Number of Positions : <b>5</b></p>
---	--	--	---

[ABOUT TE CONNECTIVITY](#)

[FOR PARTNERS](#)

[SUPPORT](#)

[CALL US](#)

[LIVE CHAT](#)

[UNITED STATES \(EN\)](#)