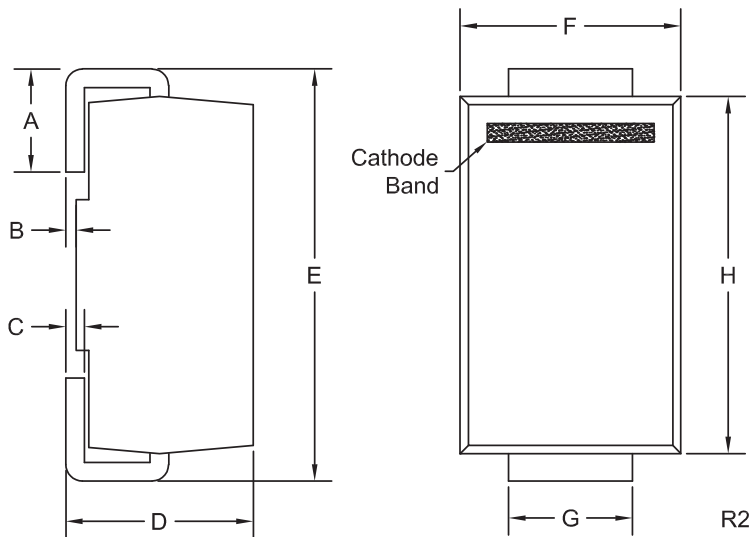


CMSH2-20M	CMSH2-60M
CMSH2-40M	CMSH2-100M
SURFACE MOUNT SILICON SCHOTTKY RECTIFIERS 2.0 AMP, 20 THRU 100 VOLT	



SMA CASE - MECHANICAL OUTLINE



DEVICE	MARKING CODE
CMSH2-20M	CS220M
CMSH2-40M	CS240M
CMSH2-60M	CS260M
CMSH2-100M	CS2100M

DIMENSIONS				
SYMBOL	INCHES		MILLIMETERS	
	MIN	MAX	MIN	MAX
A	0.030	0.060	0.76	1.52
B	0.004	0.008	0.10	0.20
C	0.006	0.012	0.15	0.30
D	0.078	0.103	1.98	2.62
E	0.188	0.220	4.78	5.59
F	0.090	0.115	2.29	2.92
G	0.050	0.070	1.27	1.78
H	0.157	0.181	3.99	4.60

SMA (REV: R2)

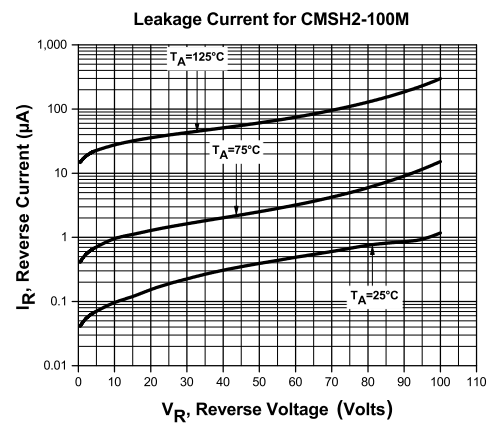
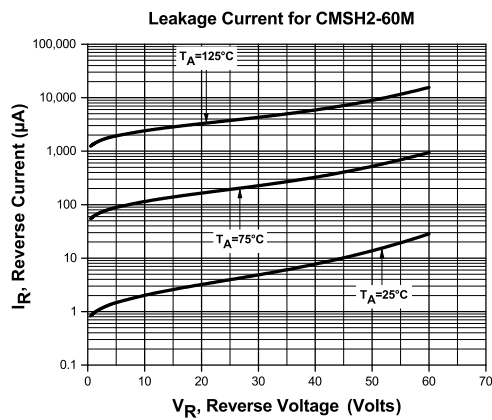
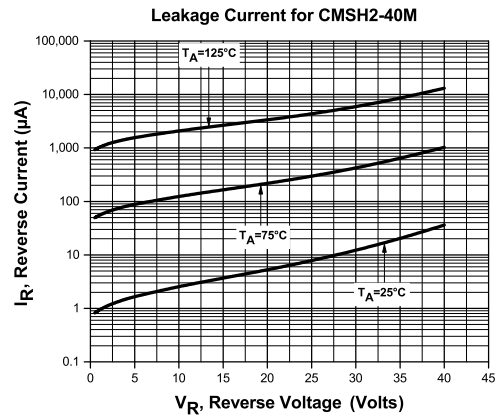
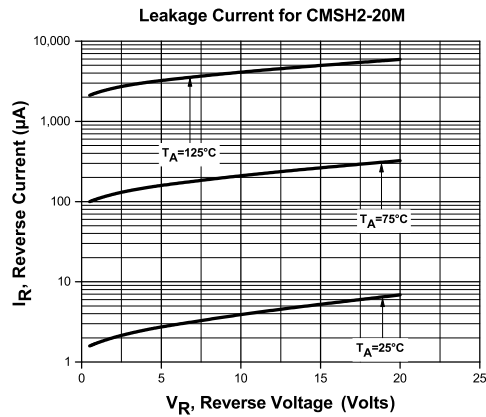
R4 (1-December 2015)

CMSH2-20M CMSH2-60M
CMSH2-40M CMSH2-100M

SURFACE MOUNT SILICON
SCHOTTKY RECTIFIERS
2.0 AMP, 20 THRU 100 VOLT



TYPICAL ELECTRICAL CHARACTERISTICS



R4 (1-December 2015)

www.centrasemi.com

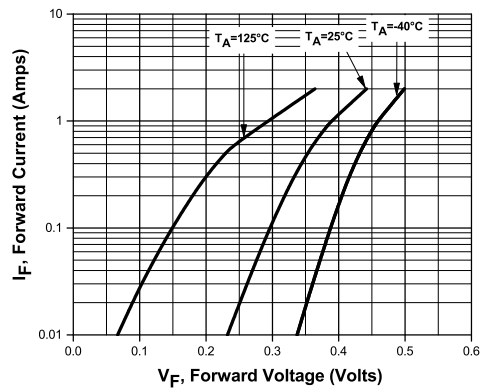
CMSH2-20M CMSH2-60M
CMSH2-40M CMSH2-100M

SURFACE MOUNT SILICON
SCHOTTKY RECTIFIERS
2.0 AMP, 20 THRU 100 VOLT

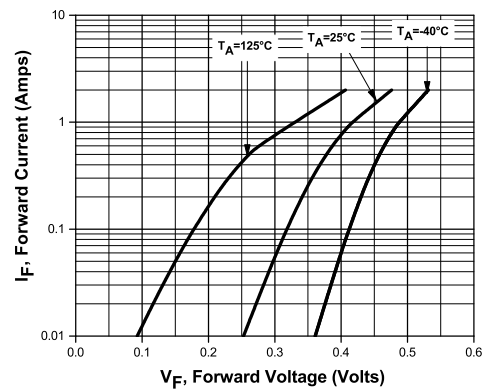


TYPICAL ELECTRICAL CHARACTERISTICS

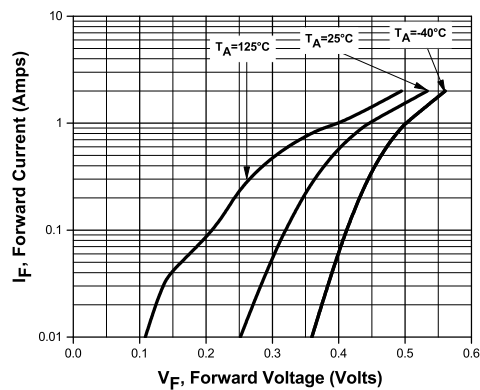
Forward Voltage for CMSH2-20M



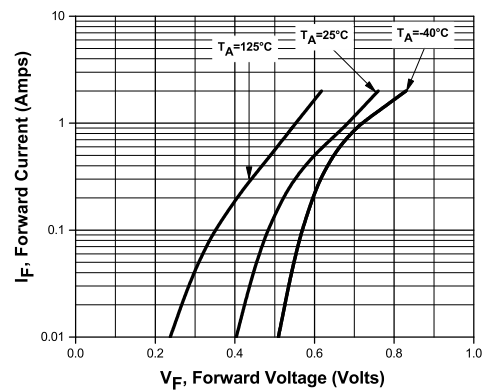
Forward Voltage for CMSH2-40M



Forward Voltage for CMSH2-60M



Forward Voltage for CMSH2-100M



R4 (1-December 2015)

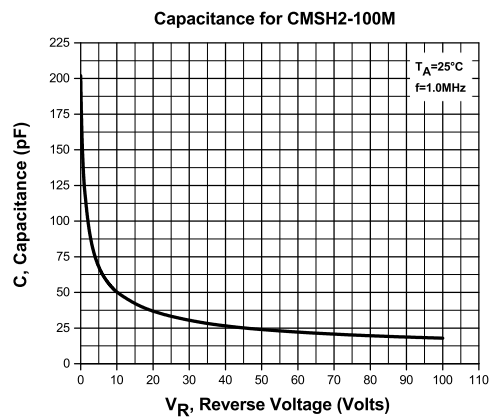
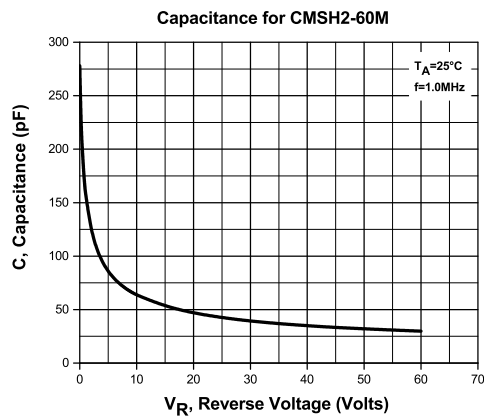
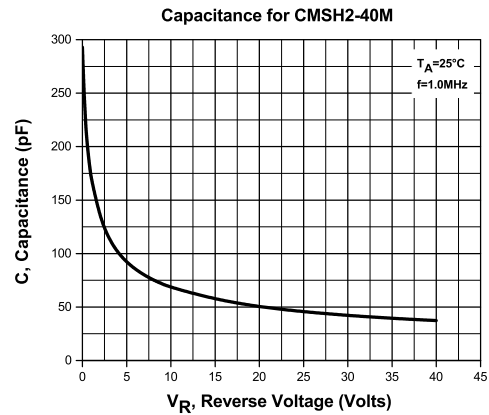
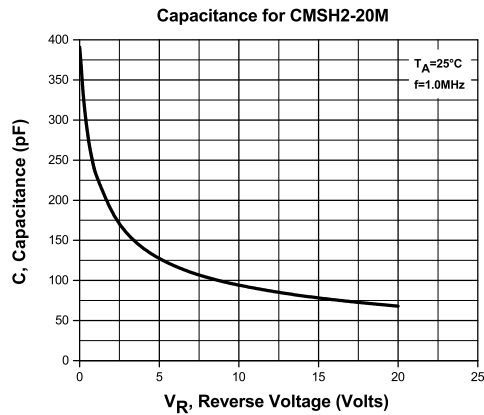
www.centrasemi.com

CMSH2-20M CMSH2-60M
CMSH2-40M CMSH2-100M

SURFACE MOUNT SILICON
SCHOTTKY RECTIFIERS
2.0 AMP, 20 THRU 100 VOLT



TYPICAL ELECTRICAL CHARACTERISTICS



R4 (1-December 2015)

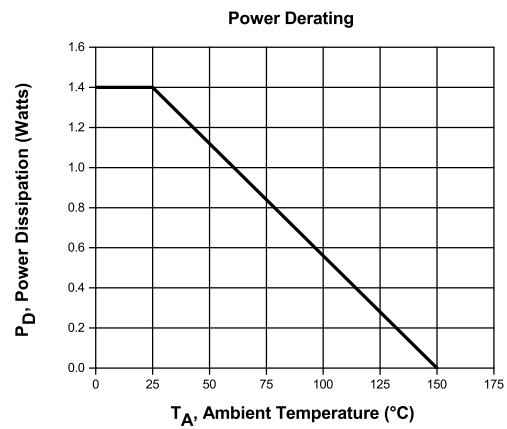
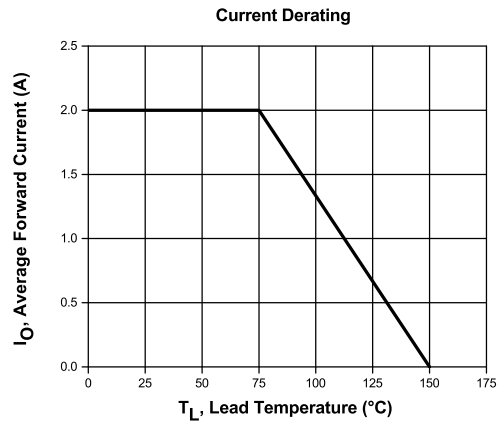
www.centrasemi.com

CMSH2-20M CMSH2-60M
CMSH2-40M CMSH2-100M

SURFACE MOUNT SILICON
SCHOTTKY RECTIFIERS
2.0 AMP, 20 THRU 100 VOLT



TYPICAL ELECTRICAL CHARACTERISTICS



R4 (1-December 2015)

www.centrasemi.com

OUTSTANDING SUPPORT AND SUPERIOR SERVICES



PRODUCT SUPPORT

Central's operations team provides the highest level of support to insure product is delivered on-time.

- Supply management (Customer portals)
- Inventory bonding
- Consolidated shipping options
- Custom bar coding for shipments
- Custom product packing

DESIGNER SUPPORT/SERVICES

Central's applications engineering team is ready to discuss your design challenges. Just ask.

- Free quick ship samples (2nd day air)
- Online technical data and parametric search
- SPICE models
- Custom electrical curves
- Environmental regulation compliance
- Customer specific screening
- Up-screening capabilities
- Special wafer diffusions
- PbSn plating options
- Package details
- Application notes
- Application and design sample kits
- Custom product and package development

REQUESTING PRODUCT PLATING

1. If requesting Tin/Lead plated devices, add the suffix " TIN/LEAD" to the part number when ordering (example: 2N2222A TIN/LEAD).
2. If requesting Lead (Pb) Free plated devices, add the suffix " PBFREE" to the part number when ordering (example: 2N2222A PBFREE).

CONTACT US

Corporate Headquarters & Customer Support Team

Central Semiconductor Corp.
145 Adams Avenue
Hauppauge, NY 11788 USA
Main Tel: (631) 435-1110
Main Fax: (631) 435-1824
Support Team Fax: (631) 435-3388
www.centalsemi.com

Worldwide Field Representatives:
www.centalsemi.com/wwreps

Worldwide Distributors:
www.centalsemi.com/wwdistributors

For the latest version of Central Semiconductor's **LIMITATIONS AND DAMAGES DISCLAIMER**, which is part of Central's Standard Terms and Conditions of sale, visit: www.centalsemi.com/terms