2SC4883/4883A

Silicon NPN Epitaxial Planar Transistor (Complement to type 2SA1859/A)

Application : Audio Output Driver and TV Velocity-modulation

■Absolute maximum ratings (Ta=25°C)

Symbol	Ratings 2SC4883	Ratings 2SC4883A	Unit
V_{CBO}	150	180	V
V_{CEO}	150	180	V
V_{EBO}	6		V
I_C	2		A
I_B	1		A
P_C	20(Tc=25°C)		W
Tj	150		°C
Tstg	–55 to +150		°C

■Electrical Characteristics (Ta=25°C)

Symbol	Conditions	Ratings 2SC4883	Ratings 2SC4883A	Unit
I_{CBO}		10max		μA
	V_{CB}=	150	180	V
I_{EBO}	V_{EB}=6V	10max		μA
$V_{(BR)CEO}$	I_C=10mA	150min	180min	V
h_{FE}	V_{CE}=10V, I_C=0.7A	60 to 240		
$V_{CE(sat)}$	I_C=0.7A, I_B=70mA	1.0max		V
f_T	V_{CE}=12V, I_E=–0.7A	120typ		MHz
C_{OB}	V_{CB}=10V, f=1MHz	30typ		pF

External Dimensions FM20(TO220F)

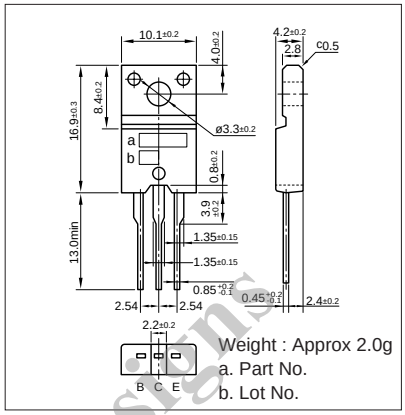

■Typical Switching Characteristics (Common Emitter)

V_{CC} (V)	R_L (Ω)	I_C (A)	V_{BB1} (V)	V_{BB2} (V)	I_{B1} (mA)	I_{B2} (mA)	ton (μs)	tstg (μs)	tf (μs)
20	20	1	10	–5	100	–100	0.5typ	1.5typ	0.5typ

I_C–V_{CE} Characteristics (Typical)

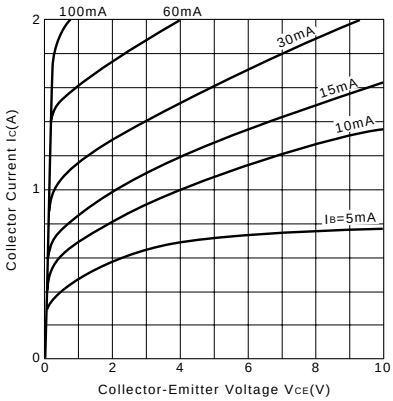

$V_{CE(sat)}$–I_B Characteristics (Typical)

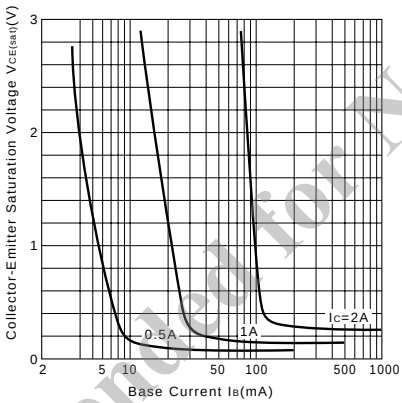

I_C–V_{BE} Temperature Characteristics (Typical)

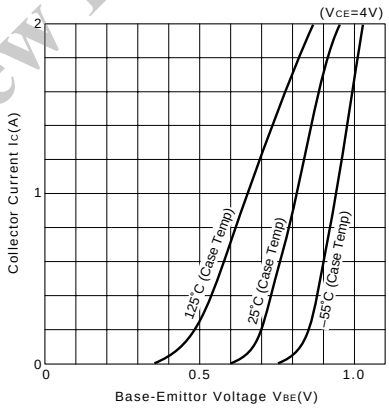

h_{FE}–I_C Characteristics (Typical)



h_{FE}–I_C Temperature Characteristics (Typical)

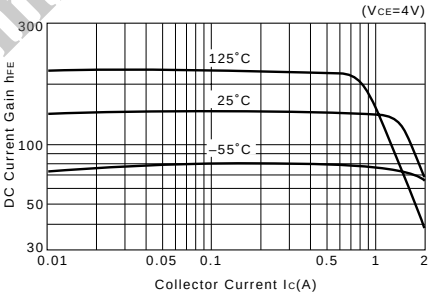

$\theta_{j\text{-}a}$–t Characteristics

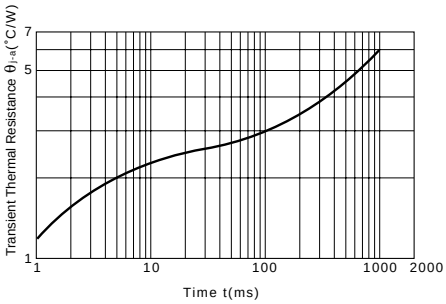

f_T–I_E Characteristics (Typical)

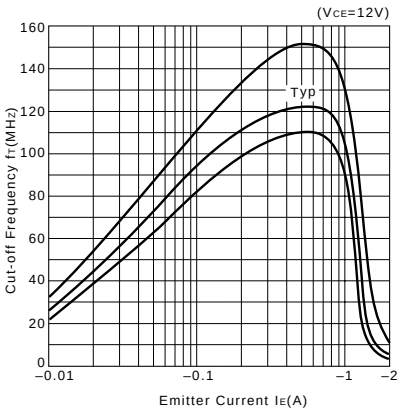

Safe Operating Area (Single Pulse)

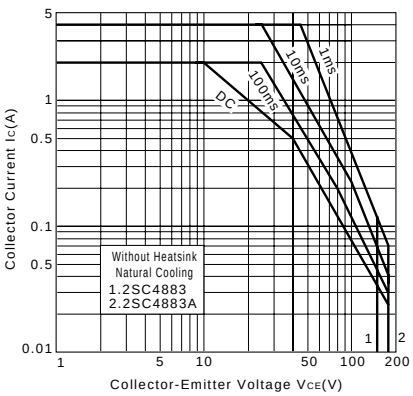

P_C–Ta Derating

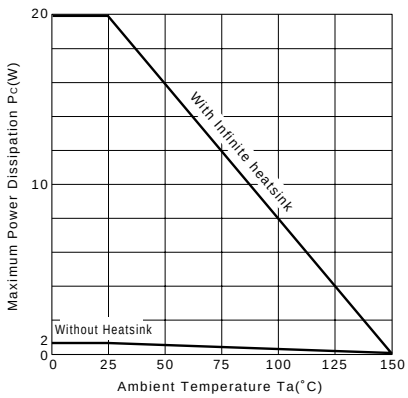

Not Recommended for New Designs

Downloaded from Arrow.com.