

# TYCO ELECTRONICS “TECHNOLOGY PORTFOLIO”



- Connector Systems / Electromechanical Components
- Relays
- Wireless Products
- Sensors
- Fiber Optic Products
- Wire & Cable
- Application Tooling

- Antennas, GPS Antennas, Integrated Antenna Systems
- Circuit Protection Devices
- Tubing & Harnessing Products
- Touch Screen Displays
- Power Systems
- Electronic Modules
- Resistors & Inductors

- Battery Connectors & Assemblies
- Heat Sinks & Thermal Solutions
- Switches and Knobs
- Identification Labeling Products
- Racks & Panels
- Smart Cards / Leadframes

# TYCO ELECTRONICS “AT YOUR SERVICE”



## Tyco Electronics Online

The Tyco Electronics website is an innovative and interactive source for application information, product updates and technical solutions.

Our step-by-step software makes our website intuitive and user-friendly to better serve you!

Please contact us at:

[www.tycoelectronics.com](http://www.tycoelectronics.com)

## Internet Homepage

[www.tycoelectronics.com](http://www.tycoelectronics.com)


## Electronic Internet Catalog

[www.catalog.tycoelectronics.com](http://www.catalog.tycoelectronics.com)

## Product Information Center (PIC)

You can rely on Tyco Electronics PIC Team to provide you support for answers to your general information or technical questions in an efficient and effective manner.

To reach our PIC staff, please contact your local Tyco Electronics organization.



## Product and Machine Literature

For more information about Tyco Electronics and its wide range of products we offer you a variety of literature such as product catalogs and a lot of product specific brochures.

For catalogs and product brochures please contact your local Tyco Electronics organization.



## Table of Contents

Introduction .....	3
Industrial Ethernet IP20 Field Installation RJ-45 Modular Plug .....	4
Industrial Ethernet IP67 Field Installation RJ-45 Push-Pull Connector – Variant 14 .....	5
Industrial Ethernet Switches – TES Series .....	6
Industrial Ethernet Switches – TES Series – Gigabit .....	10
Industrial Ethernet Media Converter – TEC Series .....	11
Industrial Ethernet Device Server – TED Series .....	12
Outlet – C-Profile/DIN-Rail Adapter .....	13
Industrial Ethernet Cable (Copper) .....	14
Industrial Ethernet Cable Stripper Kit .....	15
Fiber Patch Cable .....	16
Circular Plastic Connectors (CPC) Series 45 Ethernet .....	18
Industrial Circular Ethernet Connectors (ODVA) – Variant 1 .....	20
Circular Sealed RJ-45 Connector – Variant 3 .....	22
• Direct PCB Mount Receptacle & Closure Caps .....	23
• Standard Printed Circuit Board Receptacle .....	24
• Bulkhead Pass-Through Receptacle .....	25
• Female-to-Female Adapter .....	26
• Overmolded Cordsets .....	27
• Field-Attachable RJ-45 Plug Connector .....	28
• Bulk Cable Specifications .....	29
Numerical Index .....	30
Restriction on the Use of Hazardous Substances (RoHS) .....	31

## Further Industrial Ethernet Products



**Modular Jacks  
and MRJ 21**  
Literature No. 82066



**Modular Plugs**  
Literature No. 1307282



**Heavy Duty Connectors**  
Literature No. 889745-2



**AMP NETCONNECT  
Products**  
Literature No. 1308800-2


## Introduction

### Industrial Ethernet

A broad product portfolio of RJ-45 Connectors and Ethernet Switches, Media Converters and Device Servers for Industrial Networks in the Machinery and Automation World.

### Technical Features

- Fast Ethernet and Gigabit Ethernet Capable
- Field Installation with Fast Termination Device
- Common Core Principle or Conventional Technology
- IP20 application with 2-Step Metal Spring for additional mounting device (housing – optional)
- IP67 application with Push-Pull-, Bajonet and Thread-Interlock
- According IEC 60603-7-1
- Contact Area:  
Multiple contacts per pin in combination with the “Specific RJ-45 Modular Jack” to avoid signal interruption (realtime capable) are in progress
- Industrial Ethernet cables and comfortable Stripping Tool
- Further products available soon



### Applications

Since Ethernet is more often used in Industrial Machinery Applications the integration of production equipment, components and drives is becoming more and more important and offers various opportunities. Thereby our customers are facing increasing requirements with regard to the capabilities of connectors and network components which are used in the harsh environments of manufacturing. Industrial Ethernet is already the platform for industrial controls and will even grow in the future.

### Trends

Tyco Electronics will push these market trends by setting standards. With the new field installation RJ-45 Modular Plug Tyco Electronics present a high performance RJ-45 connector for Industrial Ethernet. This RJ-45 modular plug is capable of a data transmission rate of 100 Mbit/s (4 pos.) up to 1000 Mbit/s (8 pos.). The connector was developed for harsh industrial applications and is compatible with your existing data networks. The RJ-45 Plug is equipped with a fast termination technology and makes an easy and time-saving installation process possible.

### Products

As the market leader for passive components Tyco Electronics offer a wide product portfolio and work furthermore on innovative solutions for your application. Tyco Electronics provide important, technical information for your product selection.

Industrial Ethernet IP20 Field Installation RJ-45 Modular Plug

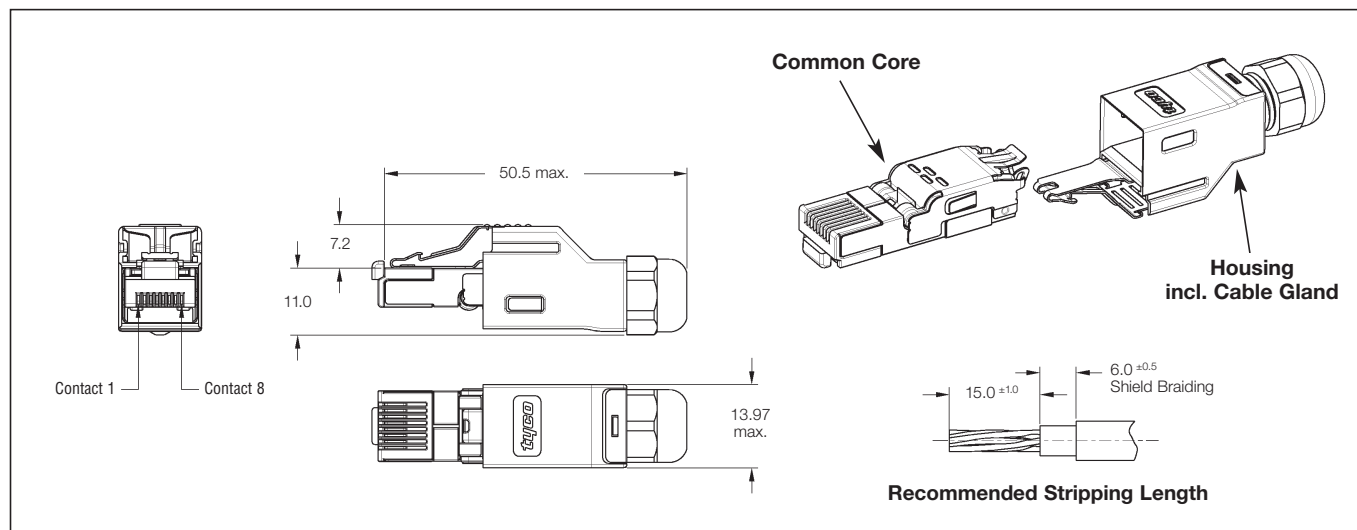

NEW PRODUCTS

Industrial Ethernet IP20 Kit

**4 Position:**  
Part No. **1903526-1**

**8 Position:**  
Part No. **1903527-1**

**Assembly Kit including:**  
• RJ-45 Modular Plug "Core"  
• IP20 housing including cable gland



Technical Documentation

**Product Specification:**  
108-78381

**Application Specification:**  
114-5402

**Standards:**  
Compliant to IEC 60603-7-1

**Rated Voltage:**  
24 V DC

**Rated Current:**  
500 mA per pin

**Durability:**  
750 cycles

**Cable Retention Force:**  
180° direction – 98 N  
45° direction – 78.4 N

Material and Finish

**Case Housing:**  
Polycarbonate

**Terminal Housing:**  
Nylon

**Terminal Contact:**  
Copper alloy

**Shell:**  
Copper alloy

Finish

**Contact:**  
Underplate nickel

**Contact Area:**  
Gold plated

**Shell:**  
Nickel

Cable

**Capable for Part No. 1903526-1:**  
Part No. **1939707-1**

4 wire AWG 22 solid

Part No. **1981897-1**  
4 wire AWG 22 stranded

**Capable for Part No. 1903527-1:**  
Part No. **1939708-1**  
8 wire AWG 26 stranded

**Capable Cable Diameter:**  
6.3–6.7 mm

Receptacle Frame (optional)

- 3-D data available
- Parts upon request

## Industrial Ethernet IP67 Field Installation RJ-45 Push-Pull Connector – Variant 14

**NEW PRODUCTS**

### Industrial Ethernet IP67 Kit

**4 Position:**

Part No. **1987004-1**
**8 Position:**

Part No. **1987004-2**
**Assembly Kit including:**

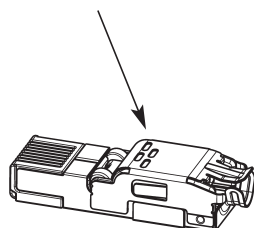
- RJ-45 Modular Plug “Core”
- IP67 housing pre-mounted including cable gland



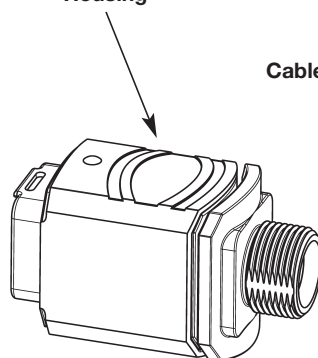
Retention Clip



Common Core



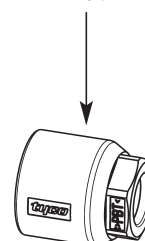
Housing



Cable Gland



Nut



### Technical Documentation

**Product Specification:**

108-78381 “Core”  
108-xxx “Housing”

**Application Specification:**

114-xxx

**Standards:**

Compliant to IEC 60603-7-1  
Compliant to IEC 61076-3-117 –  
Variant 14

**Rated Voltage:**

24 V DC

**Rated Current:**

500 mA per pin

**Durability:**

750 cycles

### Material and Finish

**Case Housing:**

Ultradur / Lexans

**Terminal Housing:**

Nylon

**Terminal Contact:**

Copper alloy

**Shell:**

Copper alloy

**Contact:**

Underplate nickel

**Contact Area:**

Gold plated

**Shell:**

Nickel

### Cable

**Capable for Part No. 1987004-1:**

Part No. **1939707-1**

4 wire AWG 22 solid

Part No. **1981897-1**

4 wire AWG 22 stranded

**Capable for Part No. 1987004-2:**

Part No. **1939708-1**

8 wire AWG 26 stranded

**Capable Cable Diameter:**

4.5–6.9 mm

### Receptacle Frame

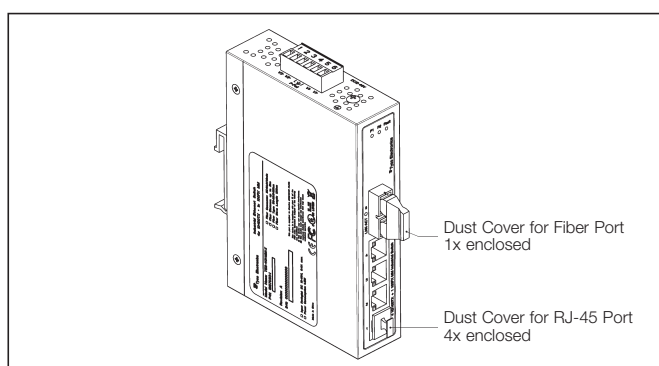
- 3-D data available
- Parts upon request

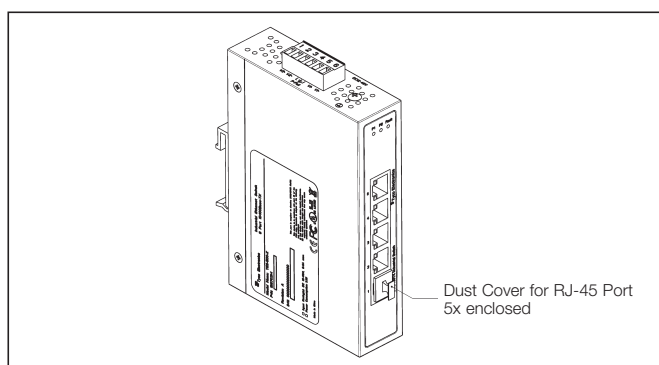
## Industrial Ethernet Switches – TES Series

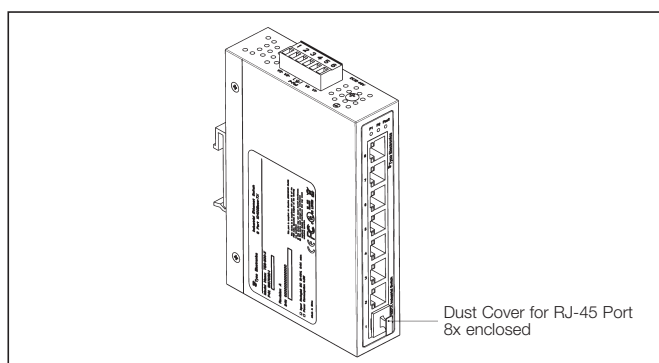
**NEW PRODUCTS**

### Technical Features

- Fast Ethernet Switch
- Compact housing
- Dimensions (W x H x D):  
30 x 95 x 140 mm
- IP 30 protection
- Relay output
- Store-and-Forward Switching Architecture
- RJ-45 port support MDI/  
MDI-X auto-crossover
- Broadcast storm protection
- Embedded switch controller  
supports autonegotiation
- Redundant wide range power  
input +12–48 V DC
- Power polarity reverse protect
- Overload current re-settable  
fuse present
- Surge (EFT) protection  
3000 V DC for power line
- 4000 V DC Ethernet ESD  
protection
- Flexible mounting: DIN-rail  
and panel mounting
- Operating Temperatures
  - from –10 °C up to +60 °C  
(standard model)  
e.g. TES-401-X  
TES-500-X  
TES-800-X
  - from –40 °C up to +75 °C  
(wide operating tempera-  
ture model – E-Type)  
e.g. TES-401-XE  
TES-500-XE  
TES-800-XE


**TES-401-X:**  
Part No. 1987033-1

**TES-401-XE:**  
Part No. 1987033-2

**TES-500-X:**  
Part No. 1987031-1

**TES-500-XE:**  
Part No. 1987031-2

**TES-800-X:**  
Part No. 1987032-1

**TES-800-XE:**  
Part No. 1987032-2



Industrial Ethernet Switches – TES Series (continued)

NEW PRODUCTS

Technical Standard

- IEEE 802.3, 803.3u, 802.3x (Fiber)
- 10/100 Base TX 100FX (Fiber)
- UL, cUL, CE, FCC



Specific Features

TES-401-X(E):

- 4-Port 10/100TX + 1-Port 100FX unmanaged Industrial Ethernet Switch
- 2K (wide operating temp. model) or 1K (standard model) MAC address table
- TX ports support full/half duplex flow control
- Multimode Fibre 2 km SC Interface
- Embedded memory buffer
- Backplane (Switching Fabric) 1.0 Gbps

Specific Features

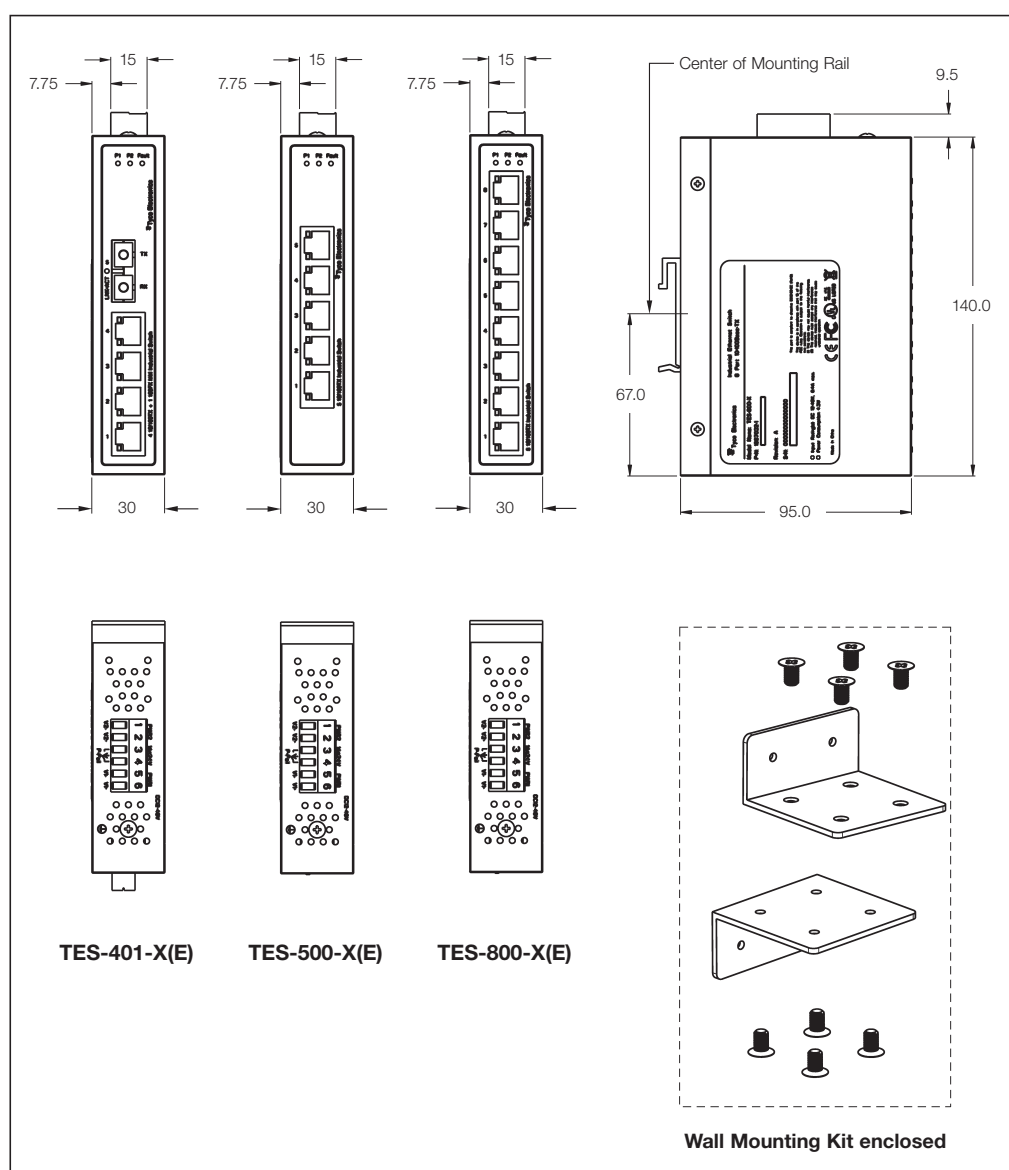
TES-500-X(E):

- 5-Port 10/100TX unmanaged Industrial Ethernet Switch
- 2K MAC address table (wide and standard operating temp. model)
- Supports full/half duplex flow control
- Embedded memory buffer
- Backplane (Switching Fabric) 1.0 Gbps

Specific Features

TES-800-X(E):

- 8-port 10/100TX unmanaged Industrial Ethernet Switch
- 2K MAC address table (wide and standard operating temp. model)
- Supports full/half duplex flow control
- Embedded memory buffer
- Backplane (Switching Fabric) 1.6 Gbps

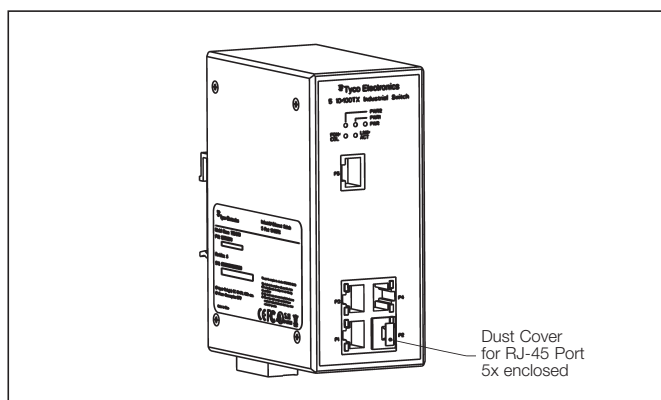
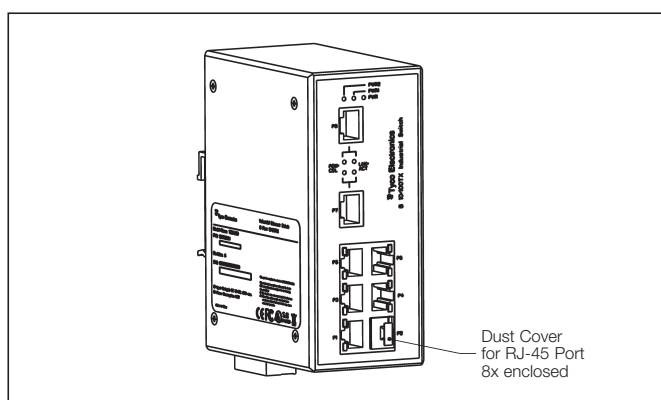
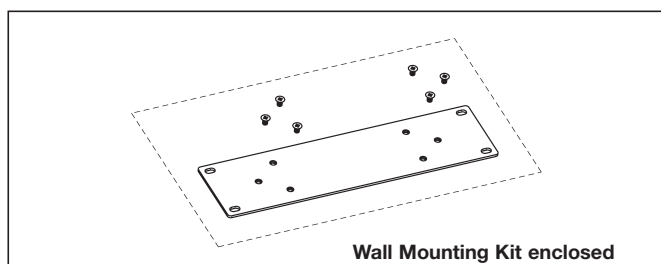




## Industrial Ethernet Switches – TES Series (continued)

**NEW PRODUCTS**
**Technical Features**

- Fast Ethernet Switch
- Robust housing
- Dimensions (W x H x D):  
58 x 135 x 106 mm
- IP 30 protection
- Store-and-Forward Switching  
Architecture
- RJ-45 port support MDI/  
MDI-X auto-crossover
- IEEE 802.3x Flow Control  
Support
  - Flow control on full-duplex
  - Back pressure on half-duplex
- Embedded switch controller  
supports autonegotiation
- Redundant wide range power  
input +12–48 V DC
- Power polarity reverse protect
- Flexible mounting: DIN-rail  
and panel mounting
- Operating temperatures
  - from –10 °C up to +60 °C  
(standard model)  
e.g. TES-500  
TES-800
  - from –40 °C up to +75 °C  
(wide operating tempera-  
ture model – E-Type)  
e.g. TES-500-E  
TES-800-E


**TES-500:**  
Part No. **1987029-1**
**TES-500-E:**  
Part No. **1987029-2**

**TES-800:**  
Part No. **1987030-1**
**TES-800-E:**  
Part No. **1987030-2**


Industrial Ethernet Switches – TES Series (continued)

NEW PRODUCTS

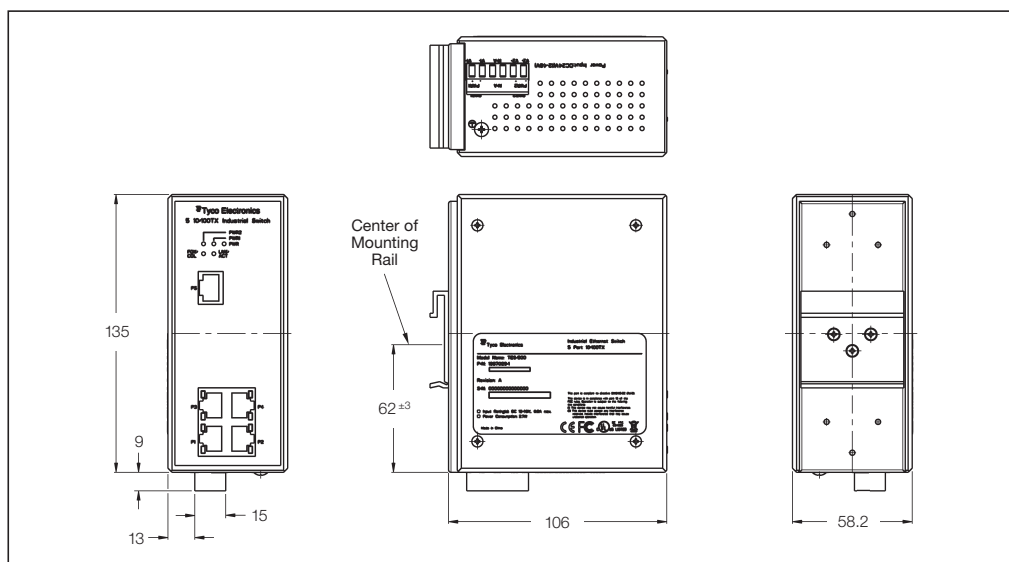
Technical Standard

- IEEE 802.3, 803.3u, 802.3x
- 10/100 Base TX
- UL, cUL, CE, FCC



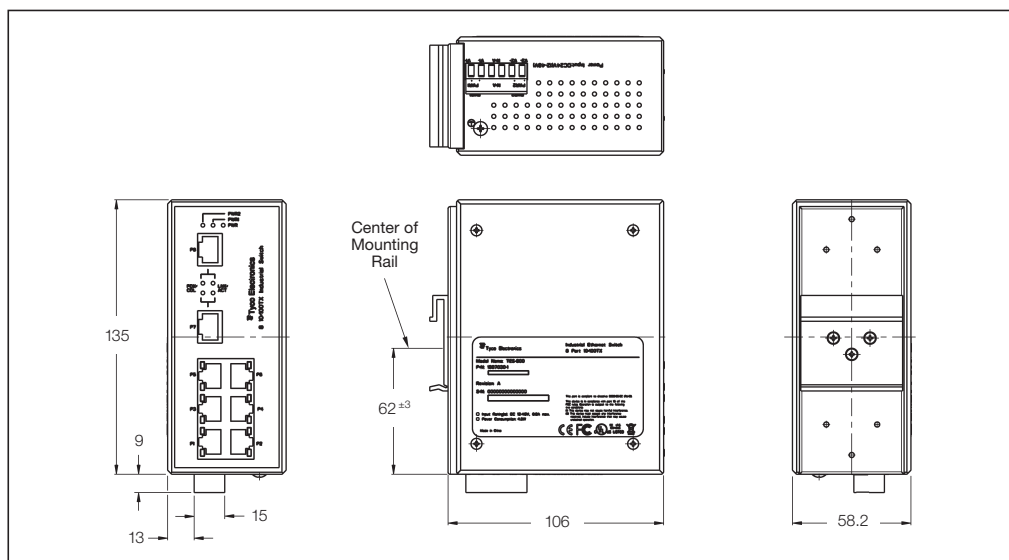
Specific Features  
TES-500(-E):

- 5-Port 10/100TX unmanaged Industrial Ethernet Switch
- 1K MAC address table
- 512 Kbits memory buffer
- Backplane (Switching Fabric) 1.0 Gbps



Specific Features  
TES-800(-E):

- 8-Port 10/100TX unmanaged Industrial Ethernet Switch
- 2K MAC address table
- 1 Mbits memory buffer
- Backplane (Switching Fabric) 1.6 Gbps

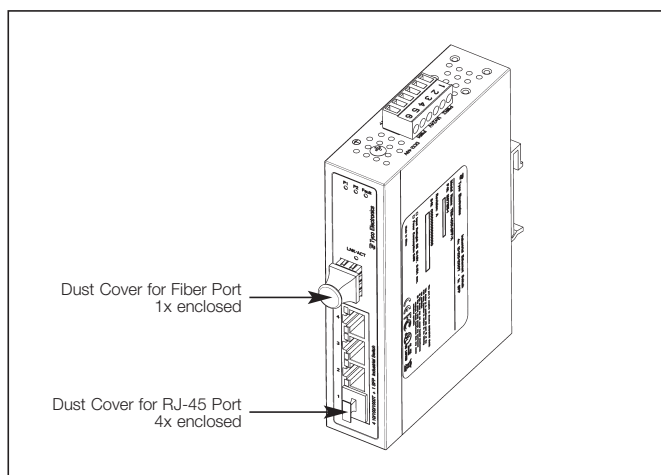


Industrial Ethernet Switches – TES Series – Gigabit

NEW PRODUCTS

Technical Features

- Gigabit Ethernet Switch
- Compact housing
- Dimensions (W x H x D):  
30 x 95 x 140 mm
- IP30 protection
- Relay output
- Store-and-Forward Switching Architecture
- RJ-45 port support MDI/MDI-X auto-crossover
- Broadcast storm protection
- Embedded switch controller supports autonegotiation
- Redundant wide range power input +12–48 V DC
- Power polarity reverse protect
- Overload current re-settable fuse present
- Surge (EFT) protection 3000 V DC for power line
- 4000 V DC Ethernet ESD protection
- Flexible mounting: DIN-rail and panel mounting
- Operating temperatures
  - from –10 °C up to +60 °C (standard model)  
e.g. TES-4001-SFP-X
  - from –40 °C up to +75 °C (wide operating temperature model – E-Type)  
e.g. TES-4001-SFP-XE



**TES-4001-SFP-X:**  
Part No. 1987155-1

**TES-4001-SFP-XE:**  
Part No. 1987155-2

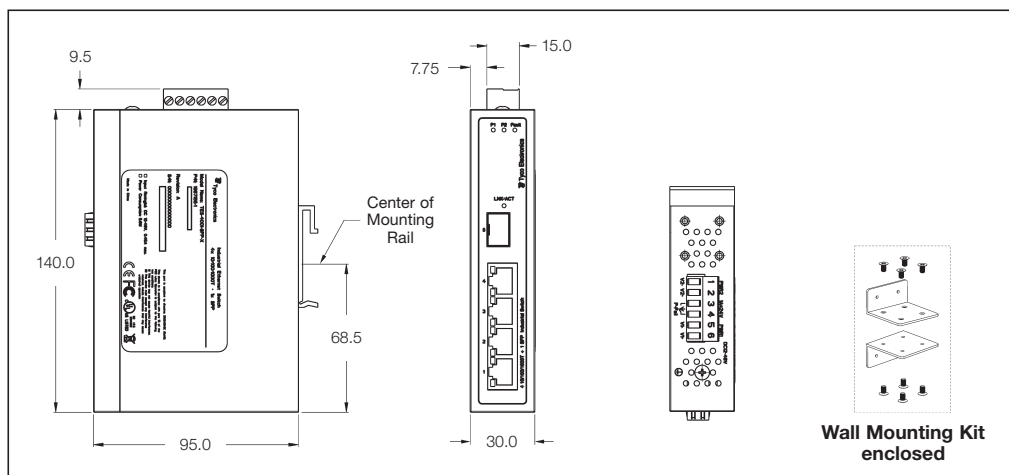
Technical Standard

- IEEE 802.3, 803.3u, 802.3x, 802.3ab (fiber)
- UL, cUL, CE, FCC

Specific Features

TES-4001-SFP-X(E):

- 4-Port 10/100/1000TX + 1-Port SFP (Small Form factor Pluggable) unmanaged Industrial Ethernet Gigabit Switch
- 8K MAC address table
- Multimode and Singlemode Fibre 2 km/30 km (Wave-length 1310nm)
- Embedded memory buffer
- Backplane (Switching Fabric) 10.0 Gbps



SFP (Small Form factor Pluggable) Transceiver

Description	Type	Part Number
Fast Ethernet Transceiver	SFP-100-FX-MM	1987195-1
Gigabit Ethernet Transceiver	SFP-1000-SX-MM	3-1987195-3

Industrial Ethernet Media Converters – TEC Series

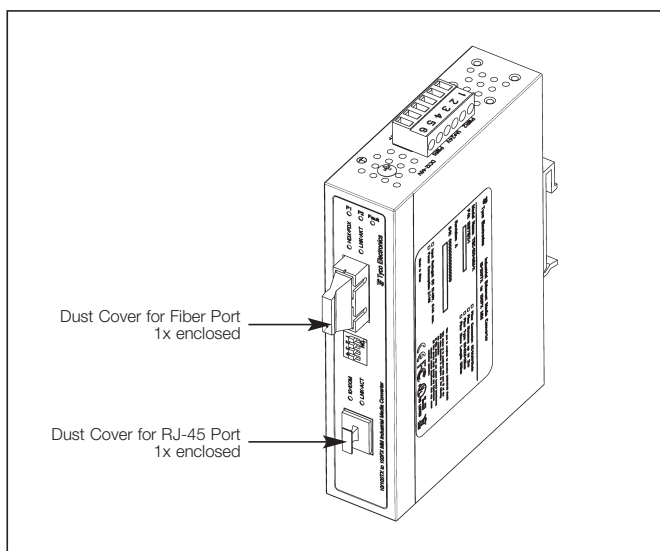
NEW PRODUCTS

Technical Features

- Copper to Fibre Media Converter
- Compact housing
- Dimensions (W x H x D):  
30 x 95 x 140 mm
- IP30 protection
- Store-and-Forward Switching Architecture
- RJ-45 port support MDI/MDI-X auto-crossover
- Autonegotiation Speed, Half/Full Duplex
- DIP Switch for settings
- Built-In Link Lose Forwarding (LLF) & Link Fault Pass-Through (LFP) Technology
- Redundant wide range power input +12–48 V DC
- Power polarity reverse protect
- Overload current re-settable fuse present
- Surge (EFT) protection 3000 V DC for power line
- 4000 V DC Ethernet ESD protection
- Flexible mounting: DIN-rail and panel mounting
- Operating temperatures
  - from –10 °C up to +60 °C (standard model)  
e.g. TEC-100-MM-X
  - from –40 °C up to +75 °C (wide operating temperature model – E-Type)  
upon request



**TEC-100-MM-X:**  
Part No. 1987152-1



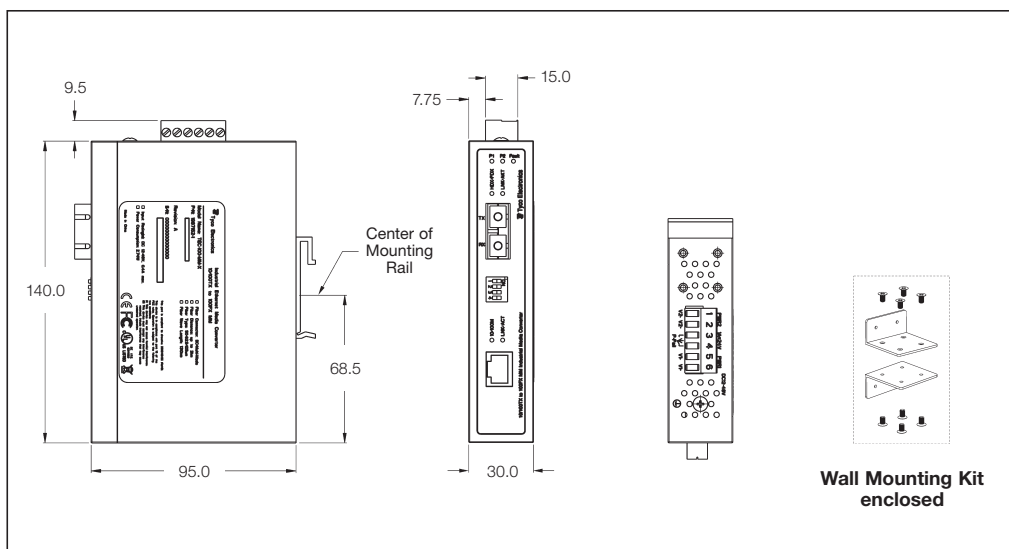
Technical Standard

- IEEE 802.3, 803.3u, 802.3x
- UL, cUL, CE, FCC

Specific Features

**TEC-100-MM-X:**

- 1-Port 10/100TX to 1-Port SC Multi Mode Media Converter
- Fibre distance up to 2 km (Wave-length 1310 nm)





Industrial Ethernet Device Server – TED Series

NEW PRODUCTS

Technical Features

- 1-Port Sub-D to 2-Port RJ-45 Device Server
- Compact housing
- Dimensions (W x H x D): 72 x 100 x 32 mm
- IP30 protection
- DIP Switch for settings
- Wide range power input +12 – 48 V DC
- Burst (EFT) protection 1 kV DC and 0,5 kV Surge for power line
- Flexible mounting: DIN-rail and panel mounting
- Operating temperatures from –10 °C up to +60 °C



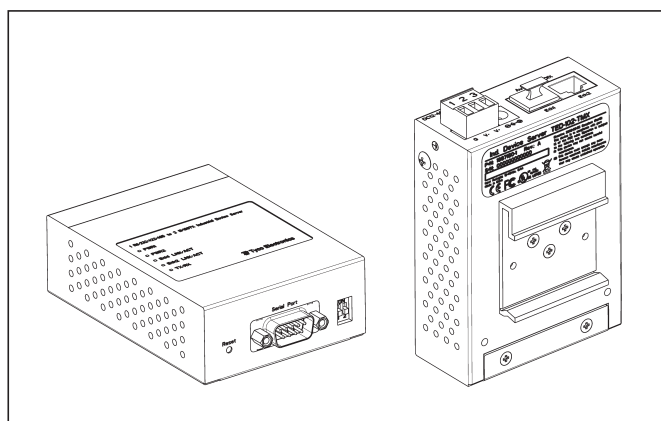
Technical Standard

- UL, cUL, CE, FCC

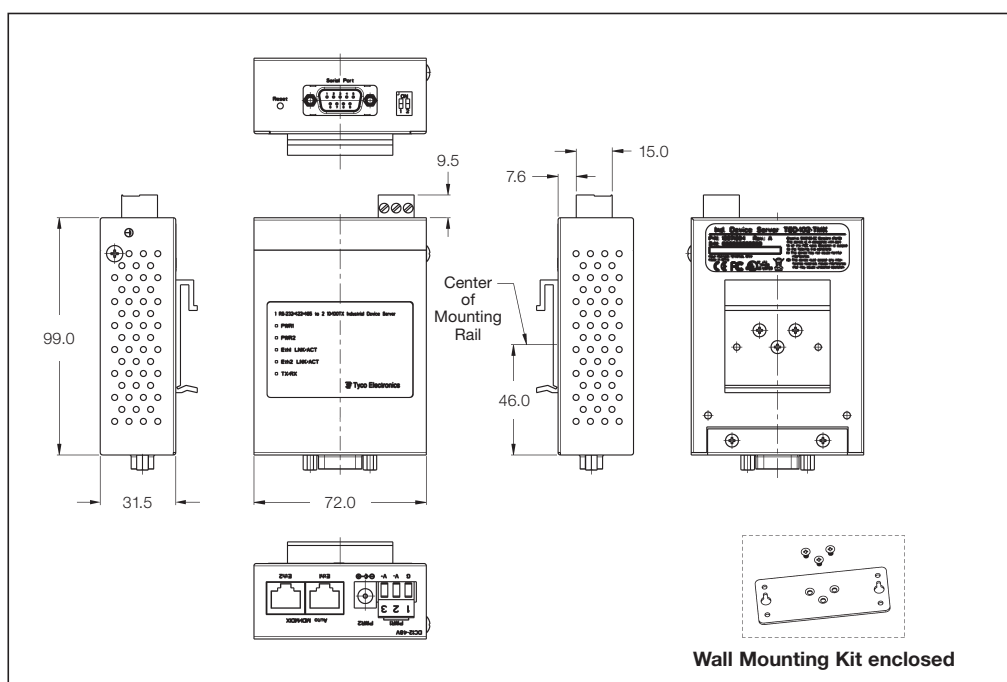
Specific Features

TED-102-TMX:

- 1 RS-232 / 422 / 485 port to 2 10/100TX Device Server
- Event Notification by eMail, SNMP trap or Beeper
- Software, Web, SNMP and Telnet management



**TED-102-TMX:**  
Part No. 1987150-1




## Outlet – C-Profile/DIN-Rail Adapter

**NEW PRODUCTS**

### Technical Features

- IP20 protection class
- Fits on DIN-Rail TH35
- 1 TE (18 mm) width (DIN 43880)
- Integrated grounding tap
- Color: Light grey (RAL 7035)
- Optional colored dust covers
- For AMP-TWIST-6S SL Jack



### Description

The AMP-TWIST-6S SL Jack DIN-Rail adapter hosts an AMP NETCONNECT AMP-TWIST-6S SL Jack. It allows the professional integration of the high performance AMP-TWIST-6S SL connector in home distribution centers and industrial distribution centers equipped with DIN-rail mounting frames.

After the cable termination, the Jack will be inserted in the adapter. A cable tie is used to ground the Jack with the integrated grounding tap. The complete kit can now be installed on DIN-rail mounting frames type C-Profile or TH35 acc. DIN EN60715.

A label field on the adapter (above the Jack) offers labeling possibilities using either a smear resistant pen or a customized label. The adapters can be stacked to a multi-adapter unit offering a high stability. As an option, colored dust covers can be used for color coding on port or application base.

### DIN-Rail Adapter

- Inclusive AMP-TWIST-6S SL Jack with Transparent Dust Cover

Part No. 1711501-1

### End Cover Set

- Suitable for DIN-Rail Adapter

Part No. 1711658-1



### Colored Dust Covers (50 Pieces)

Part No. 1711511-X

### Suffix No. (for Color):

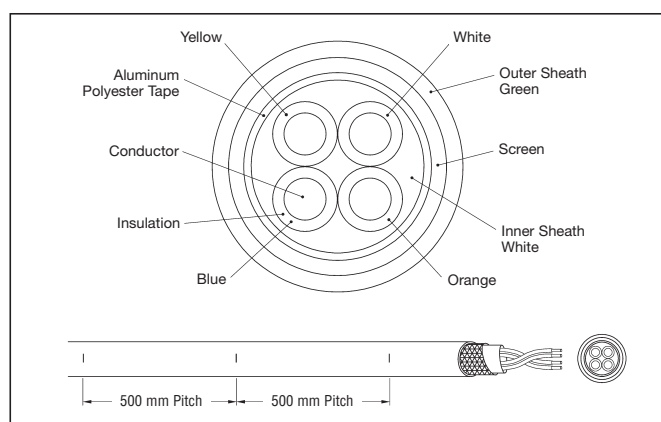

- 2 = Black
- 3 = White
- 4 = Violet
- 5 = Orange
- 6 = Blue
- 7 = Red
- 8 = Green
- 9 = Yellow

## Industrial Ethernet Cable (Copper)

NEW PRODUCTS

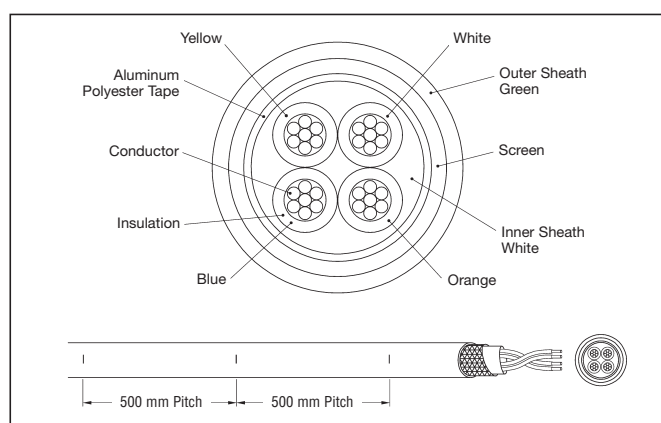
### Technical Features

- Capable for Industrial Environment
- Easy to strip
- Cat 5e
- UL and CE declaration
- 100 Ohms characteristic impedanz
- PVC Jacket
- Outer diameter  $6.5 \pm 0.2$  mm



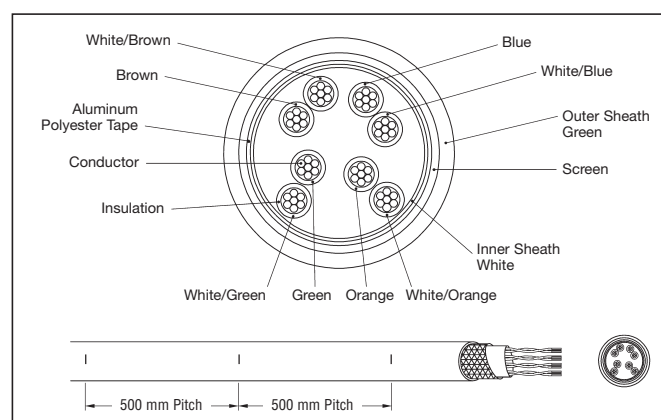
### Industrial Ethernet Cable

ISO/IEC 11801 2<sup>nd</sup>. EIA/TIA 568B  
2 x 2 x 0.34 mm<sup>2</sup>  
(AWG 22) solid  
Bending radius 50 mm minimum  
Cat 5e  
Part No. **1939707-1**  
100 m continuous



### Industrial Ethernet Cable

ISO/IEC 11801 2<sup>nd</sup>. EIA/TIA 568B  
2 x 2 x 0.34 mm<sup>2</sup>  
(AWG 22) 7-stranded  
Bending radius 50 mm minimum  
Cat 5e  
Part No. **1981897-1**  
100 m continuous



### Industrial Ethernet Cable

ISO/IEC 11801 2<sup>nd</sup>. EIA/TIA 568B  
2 x 2 x 2 x 0.14 mm<sup>2</sup>  
(AWG 26) 7-stranded  
Bending radius 50 mm minimum  
Cat 5e  
Part No. **1939708-1**  
100 m continuous

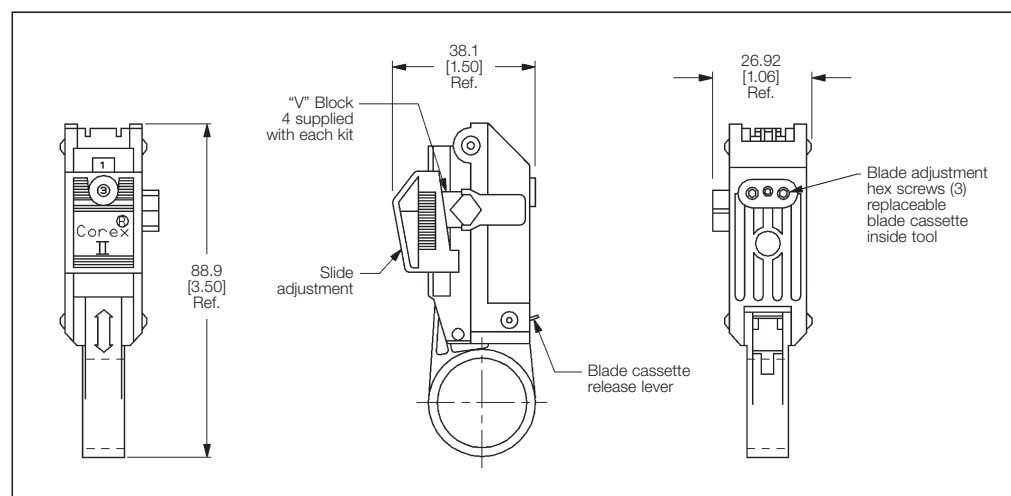
## Industrial Ethernet Cable Stripper Kit

**NEW PRODUCTS**

### Industrial Ethernet Cable Stripper Kit

**Basic Tool:**  
Part No. **603995-2**

**Advanced Tool with Cable Stop:**  
Part No. **1981944-1**  
(soon available)



### Technical Features

The AMP Cable Stripper Kit is capable for cutting and stripping five different sequential settings of Industrial Ethernet cable types.

### Description

The AMP Cable Stripping Tool automatically strips cables with cable diameter range of 6.4 mm to 7.6 mm with minor adjustments.

#### For Industrial Ethernet Cable capable Part Numbers:

- 1939707-1** = 2 x 2 x 0.34 mm<sup>2</sup>  
(AWG 22) solid
- 1981897-1** = 2 x 2 x 0.34 mm<sup>2</sup>  
(AWG 22) 7-stranded
- 1939708-1** = 2 x 2 x 2 x 0.14 mm<sup>2</sup>  
(AWG 26) 7-stranded

### Tool Kit including

- **AMP Cable Stripper**
- **Blade Cassette (double use)**
- **V-Block as cable guidance**
- **Hex wrench for blade adjustment**
- **Service gauge**
- **Instruction Sheet:**  
411-78282



## Fiber Patch Cable

### SC Duplex/SC Duplex Patch Cords


**Product Facts**


- Technical Specifications see Page 17.

Y- -X	Length
0- -1	1 m
0- -2	2 m
0- -3	3 m
0- -5	5 m
1- -0	10 m

Other lengths  
on request!

Description	Part Number
50/125 $\mu$ m, MM	<b>Y-5349565-X</b>
62.5/125 $\mu$ m, MM	<b>Y-5349578-X</b>
9/125 $\mu$ m, SM	<b>Y-6348260-X</b>
10 GBit XG, 50/125 $\mu$ m, OM3, MM	<b>Y-6536464-X</b>

### SC Duplex/ST-Style Duplex Patch Cords


**Product Facts**


- Technical Specifications see Page 17.

Y- -X	Length
0- -1	1 m
0- -2	2 m
0- -3	3 m
0- -5	5 m
1- -0	10 m

Other lengths  
on request!

Description	Part Number
50/125 $\mu$ m, MM	<b>Y-5349567-X</b>
62.5/125 $\mu$ m, MM	<b>Y-5349580-X</b>

### SC Duplex/LC Duplex Patch Cords


**Product Facts**


- Technical Specifications see Page 17.

Y- -X	Length
0- -1	1 m
0- -2	2 m
0- -3	3 m
0- -5	5 m
1- -0	10 m

Other lengths  
on request!

Description	Part Number
50/125 $\mu$ m, MM	<b>Y-6536509-X</b>
62.5/125 $\mu$ m, MM	<b>Y-6536510-X</b>
9/125 $\mu$ m, SM	<b>Y-6536508-X</b>
10 GBit XG, 50/125 $\mu$ m, OM3, MM	<b>Y-6536967-X</b>

### MT-RJ/SC Duplex Patch Cords


**Product Facts**

- Technical Specifications see Page 17.

Y- -X	Length
0- -1	1 m
0- -2	2 m
0- -3	3 m
0- -5	5 m
1- -0	10 m

Other lengths  
on request!

Description	Part Number
Standard 50/125 $\mu$ m Duplex, MM	<b>Y-6206619-X</b>
Standard 62.5/125 $\mu$ m Duplex, MM	<b>Y-6206615-X</b>
Standard 9/125 $\mu$ m Duplex, SM	<b>Y-6206623-X</b>
10 GBit XG Duplex, 50/125 $\mu$ m, OM3, MM	<b>Y-6536463-X</b>

Part Numbers on Blue Background  
are Preferred Types

This patch cord type is also available as SECURE product, coded with 10 different mechanical keys and colors. To be used with SECURE Jacks.



## Fiber Patch Cable (continued)

### Technical Features

- All cable assemblies tested and with test protocol
- Machine polished connectors for constant high quality
- Semi-tight cable construction

### Technical Data

#### SC and ST-Style Assemblies


Cable Sheath:	LSZH
Cable Diameter:	2.5 mm Twin Zip
Buffer:	0.9 mm EasyStrip
Ferrule:	Ceramic

#### MT-RJ Assemblies

Cable Sheath:	LSZH
Cable Diameter:	1.8 mm Mini Twin Zip
Buffer:	0.6 mm
Ferrule:	Thermoset

#### LC Assemblies

Cable Sheath:	LSZH
Cable Diameter:	1.8 mm Mini Twin Zip
Buffer:	0.6 mm
Ferrule:	Ceramic



## Singlemode Patch Cords and Pigtails

Connector Type	Tuned	Insertion Loss, typical	Insertion Loss, max.*	Return Loss, min.	Temperature Range
SC, PC	yes	0.15 dB	0.3 dB	> 45 dB	-25 °C to +70 °C
ST-Style, PC	no	0.15 dB	0.3 dB	> 45 dB	-25 °C to +70 °C
MT-RJ	no	0.30 dB	0.75 dB**	> 35 dB	-10 °C to +60 °C
LC, PC	yes	0.10 dB	0.3 dB	> 45 dB	-25 °C to +70 °C

\*) against reference

\*\*) random mated

## Multimode Patch Cords

Connector Type	Insertion Loss, max.*	Return Loss, min.	Temperature Range
SC, PC	0.3 dB	> 20 dB	-10 °C to +60 °C
ST-Style, PC	0.3 dB	> 20 dB	-10 °C to +60 °C
MT-RJ	0.5 dB**	> 20 dB	-10 °C to +60 °C
LC, PC	0.3 dB	> 20 dB	-10 °C to +60 °C

\*) against reference

\*\*) random mated

## Circular Plastic Connectors (CPC) Series 45 Ethernet

### Technical Features

- For Category 5 and 5e cables
- Sealing performance per IP67
- Protective sealing cap available for the receptacles
- Positive lock coupling ring provides for reliable connections
- Available pass-through and field installable receptacle styles
- Unshielded and shielded product offerings



### Description

This series of CPC products accepts RJ-45 inserts. The same CPC performance interface that is widely accepted in many markets has been expanded to handle Ethernet communications through Category 5 and 5e requirements.

### Application

Industrial machinery, printers, communications equipment, diagnostic equipment and any potential application where Ethernet is used and where the connector requirements call for a sealed, rugged connector interface.

### Technical Data

#### Mechanical

- Positive lock coupling ring
- Polarized for proper mating between the connector halves

#### Material

UV resistant and UL 94 V-0 housing material

#### Electrical

Meets TIA/EIA-56-B.2 Category 5 requirements

#### Operating Temperature

–55 °C to +105 °C

#### Standards & Specifications

**Design Objective:**  
108-2203

**Application Specification:**  
114-13137

**Instruction Sheets:**  
408-8949,  
408-8950,  
408-8951,  
408-10091

Circular Plastic Connectors (CPC) Series 45 Ethernet (continued)

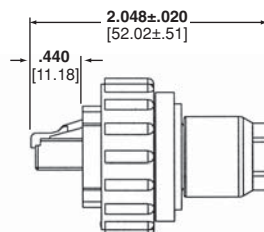
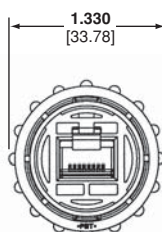
**Plug Kit, Shielded**

**Solid Wire:**

Part No. **1546907-1**

**Stranded Wire:**

Part No. **1546907-2**



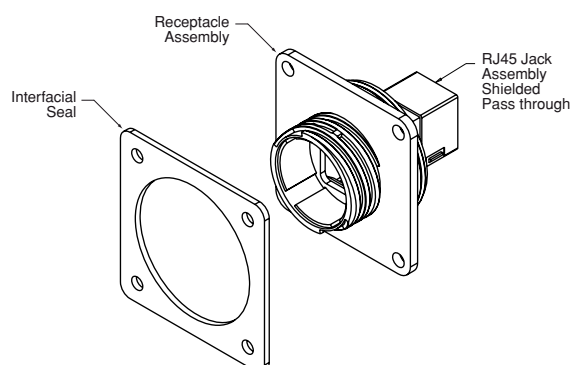
**Plug Kit, Unshielded**

**Solid Wire:**

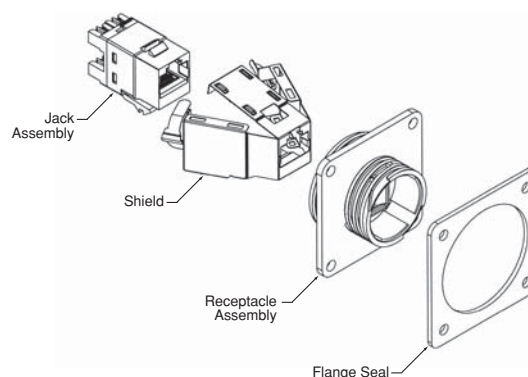
Part No. **1546876-1**

**Stranded Wire:**

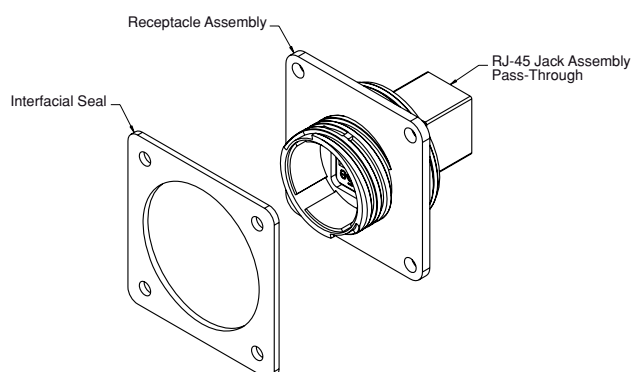
Part No. **1546876-2**



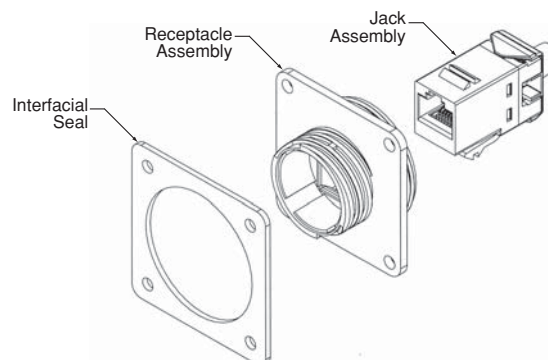
**Receptacle Kit, Shielded, Pass-Through RJ-45/RJ-45**  
Part No. **1986172-1**



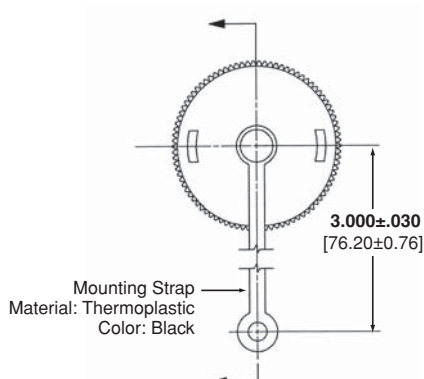
**Receptacle Kit, Shielded, Wire Terminated**  
Part No. **1546908-1**



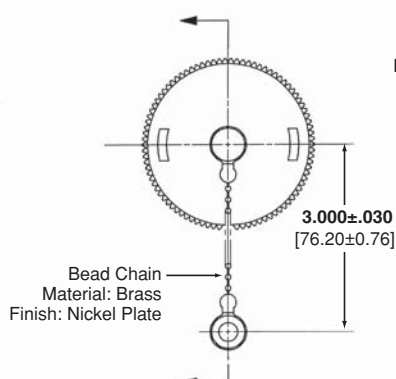
**Receptacle Kit, Unshielded, Pass-Through RJ-45/RJ-45**  
Part No. **1776186-1**



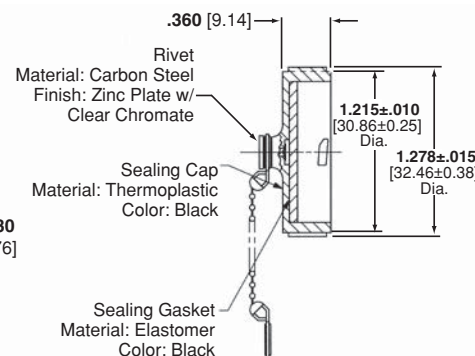
**Receptacle Kit, Unshielded, Wire Terminated**  
Part No. **1546877-1**



**Receptacle Sealing Caps, Part No. 207445-1 (with Plastic Strap)**



**Receptacle Sealing Caps, Part No. 208652-1 (with Beaded Chain)**





## Industrial Circular Ethernet Connectors (ODVA) – Variant 1

### Technical Features

- For Category 5e cables
- Sealing performance per IP67
- Protective cover available for the receptacles
- Positive lock coupling ring provides reliable connections in harsh environments
- Available pass-through receptacle style
- Bulkhead receptacle mounts to either outside or inside panel cutout
- Compliant to IEC 61076-3-106 – Variant 1



### Description

This rugged RJ-45 connector meets the ODVA (Open Device Vendor Association) interoperability interface specification to support EtherNet/IP. It is designed for use in harsh environments, the connector features a quick-connect bayonet coupling mechanism.

### Application

Industrial machinery, printers, communications equipment, diagnostic equipment and any potential application where Ethernet is used and where the connector requirements call for a sealed, rugged connector interface.

### Technical Data

#### Mechanical

- Positive lock coupling ring
- Polarized for proper mating between the connector halves

#### Material

UV resistant housing material

#### Temperature Range:

–40 °C to +85 °C

#### Housings, Coupling Ring:

UL 94 V-0

#### Cable Fitting, Modular Plug, Tether:

UL 94 V-2

#### Gasket, Seal:

UL 94 HBF

#### Electrical

Meets TIA/EIA-568 Category 5e link requirements

#### Standards & Specifications

**Design Objective:**  
108-2198

**Application Specification:**  
114-13136

### Industrial Circular Ethernet Connectors – Fiber

**Connector Multi Mode:**  
Part No. **1828618-1**

**Connector Single Mode:**  
Part No. **1828618-2**

**Receptacle Multi Mode:**  
Part No. **1828619-1**

**Receptacle Single Mode:**  
Part No. **1828619-2**

**Connector Dust Cover:**  
Part No. **1828740-1**

**Receptacle Dust Cover:**  
Part No. **1918177-1**



Industrial Circular Ethernet Connectors (ODVA) – Variant 1 (continued)

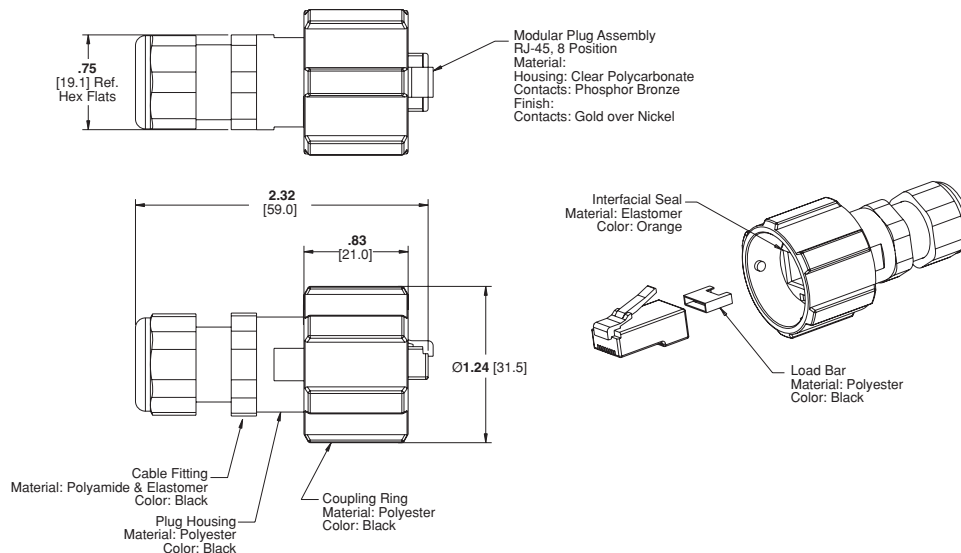
**Plug Kit, Unshielded**

**Solid Wire:**

Part No. 1738607-1

**Stranded Wire:**

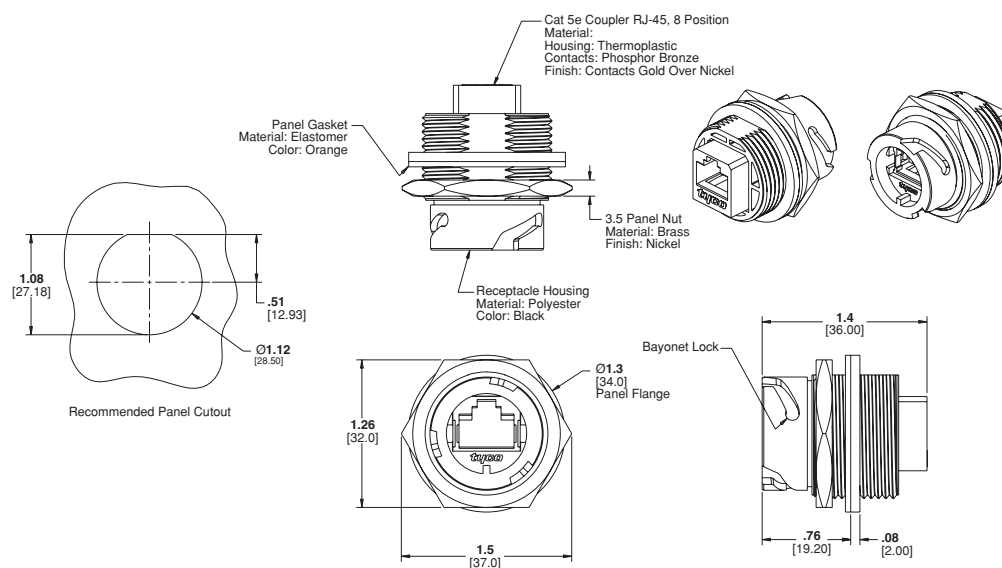
Part No. 1738607-2



**Receptacle Kit, Unshielded**

**Pass-Through:**

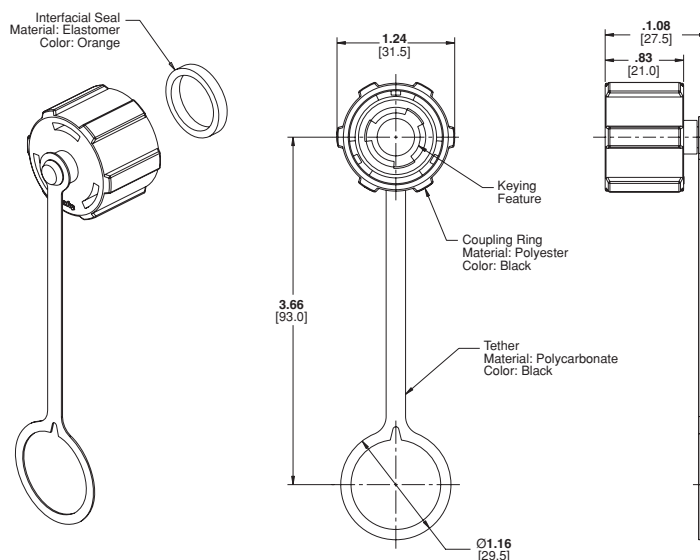
Part No. 1738601-1



**Protective Cover Assembly**

**Receptacle:**

Part No. 1738611-1



## Circular Sealed RJ-45 Connector – Variant 3

### Technical Features

- Threaded outer connection contributes to:
  - Environmental sealing (IP67 rated)
  - Vibration resistance
  - Secure, robust connections
- Provided for reliable performance in electrical noisy conditions found on most factory floors
- Compatible with Category 5e cable
- Fully intermateable with unshielded products
- Compliant to IEC 61076-3-106 – Variant 3



### Description

The Circular Sealed RJ-45 connector family of cable assemblies is designed to meet the various demanding manufacturing, processing, and commercial application requirements.

Combining the existing RJ-45 connector technology with the Industry's proven mini-circular format connectors, results in a series of products which greater protect the integrity of your data transmission – in different challenging operating environments.


The Circular Sealed RJ-45 connector line of receptacles offers a variety of packaging solutions: from widely accepted printed circuit board (PCB) mount configurations to bulkhead pass-through.

Plug assemblies are offered in complete overmolded cordsets in various lengths and configurations. A field-attachable Plug connector, that utilizes standard termination tooling, is available to produce custom cable lengths.

## Circular Sealed RJ-45 Connector – Variant 3 (continued)

### Introduction

The Circular Sealed RJ-45 connector line of receptacles offers solutions for Ethernet field device connectivity in many challenging operating environments. All receptacles are compatible with standard commercial RJ-45 connectors, enabling a better solution for both harsh and benign environments.



Description	Part Number
Direct PCB mount 8 pin through-hole receptacle, front coupling hex nut	1546405-1

### Direct PCB Mount Receptacle

Low profile receptacle solders directly to a printed circuit board (PCB) – ideal for OEMs who wish to incorporate a

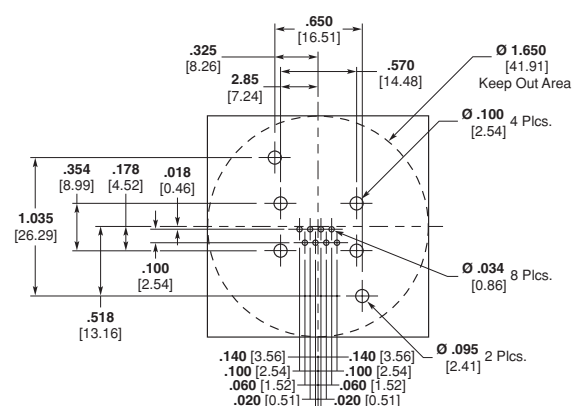
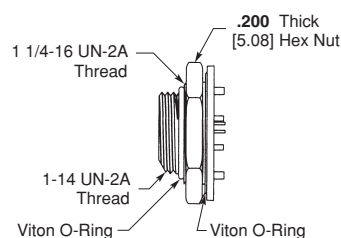
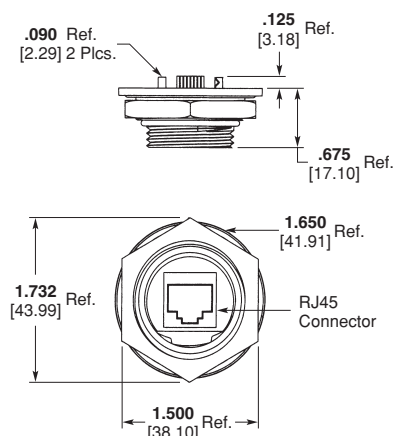
robust, sealed connection into their field equipment. A sealed RJ-45 in the smallest possible package.

### Material and Finish

#### Receptacle Shell:

Acrylonitrile-Butadiene-Styrene (ABS) in standard version;  
Acrylonitrile-Styrene-Acrylate in UV stabilized version

**O-Ring:** Viton Rubber



PCB Layout

### Closure Cap

Maintains better sealing integrity when a connector is not mated with the receptacle.

### Material

**Closure Cap:** Delrin (black)

### Related Product Data

Receptacles: Page 23–25

Adapters: Page 26

Overmolded Cordsets: Page 27

Field-Attachable Plug: Page 28



1-14 UNC Thread

Description	Part Number
Closure Cap for Receptacles, IP67 rated (with 3.63 [92.2] lanyard)	1-1546406-1
Closure Cap for Receptacles, IP65 rated	1-1546407-1
Closure Cap for Plug cordset, IP67 rated (with 3.63 [92.2] lanyard)	1-1546408-1



Circular Sealed RJ-45 Connector – Variant 3 (continued)

**Standard Printed Circuit Board Receptacle**

Highly flexible solution that enables an OEM or end-user to solder a cable lead to an internal Ethernet connection.



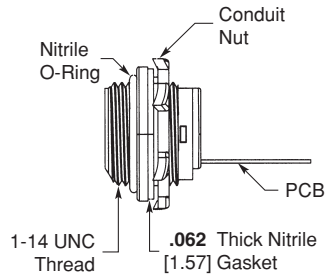
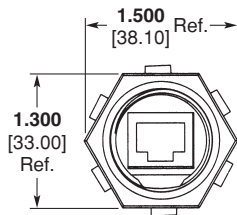
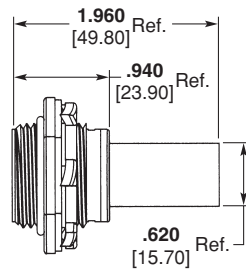
Description	Part Number
Receptacle with PC Board	1-1546409-1
Receptacle with PCB & 12" of cable (10 Base-T)	1-1546410-1
Receptacle with PCB & 12" of cable (568A)	1-1546411-1
Receptacle with PCB & 12" of cable (568B)	1-1546412-1

**Material and Finish**

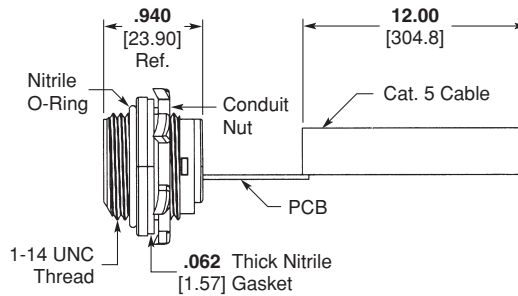
**Receptacle Shell:**

Acrylonitrile-Butadiene-Styrene (ABS) in standard version; Acrylonitrile-Styrene-Acrylate in UV stabilized version

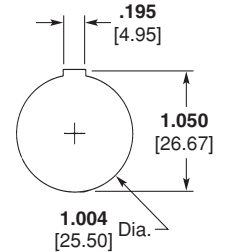
**O-Ring:** Nitrile Rubber



Receptacle with PCB



Receptacle with PCB and Cable



Backend Dimensions of Receptacle

**Related Product Data**

**Mating Connectors**

Overmolded Cordsets: Page 27

Field-Attachable Plug: Page 28

Closure Cap: Page 23

## Circular Sealed RJ-45 Connector – Variant 3 (continued)

### Bulkhead Pass-Through Receptacle

The perfect solution to bring Ethernet into a cabinet or control box. Simply mount the bulkhead product in a panel cutout, mate a sealed connector on the outside of the enclosure, and run a commercial patch cord from the back-side RJ-45 Jack to your PLC, I/O, or Ethernet Control Board. No conduit entry is required.



Description	Part Number
RJ-45 Bulkhead pass-through with backside RJ-45 jack	1546413-3
RJ-45 Bulkhead pass-through with backside jack and grounding strap	1546413-4
RJ-45 Bulkhead pass-through with 12" of patch cord	1546414-4
RJ-11 Bulkhead pass-through with backside RJ-11 jack	1-1546415-1

### Material and Finish

#### Receptacle Shell:

Acrylonitrile-Butadiene-Styrene (ABS) in standard version; Acrylonitrile-Styrene-Acrylate in UV stabilized version

**O-Ring:** Nitrile Rubber

### Performance Characteristics

#### Operating Temperature:

-4° to 176°F [-20° to 80°C]

**Return Loss:** 5 dB @ 100 MHz

**Shock/Vibration:** Per IEC 60068-2-6

**Environmental Rating:** IEC IP67

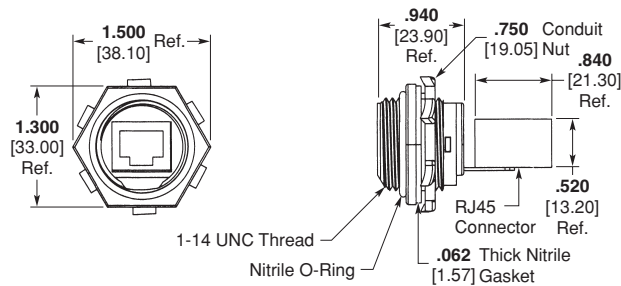
#### TIA/EIA Rating:

Bulkhead Pass-Through are Category 5e compliant; Direct PCB Mount is Category 5 compliant; Standard PC board is not rated – additional customer termination is required

#### Knockout Hole for Receptacle:

1.031 [26.19 mm]

**Mating Thread:** UNC 1"-14



**Receptacle with Backside RJ-45 Jack**

### Related Product Data

#### Mating Connectors

Overmolded Cordsets: Page 27

Field-Attachable Plug: Page 28

Closure Cap: Page 23

### Backside RJ-45 Jack

#### Specifications

##### Base Material:

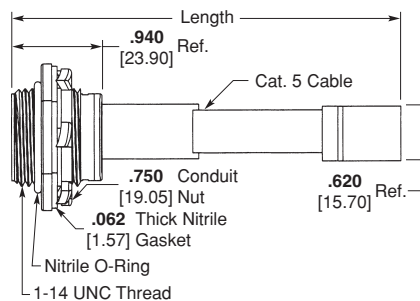
Copper alloy w/30 μ-inches gold alloy

**Underplating:** 2.54 microns of nickel

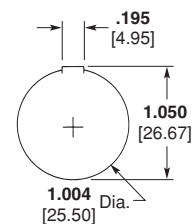
**Mating Cycles:** 250 min.

**Current Rating:** 1.5 Amp

**Voltage Rating:** 125 V DC



**Receptacle  
with 12" Patch Cord**

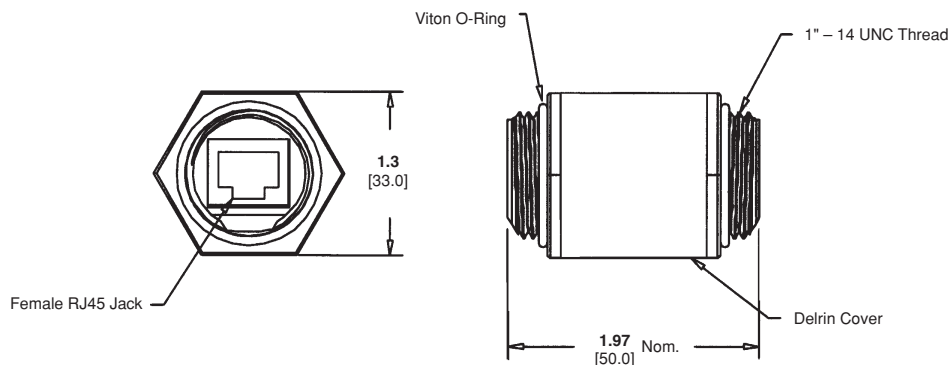


**Backend  
of Receptacle**

## Circular Sealed RJ-45 Connector – Variant 3 (continued)

### Female-to-Female Adapter

Description	Part Number
Female-to-Female Adapter	1546574-1



#### Material and Finish

**Receptacle Shell:**  
Acrylonitrile-Butadiene-Styrene (ABS) in standard version;  
Acrylonitrile-Styrene-Acrylate in UV stabilized version

**O-Ring:**  
Nitrile Rubber

#### Performance Characteristics

**Operating Temperature:**  
-4° to 176°F [-20° to 80°C]

**Shock/Vibration:**  
Per IEC 60068-2-6

**Environmental Rating:** IEC IP67

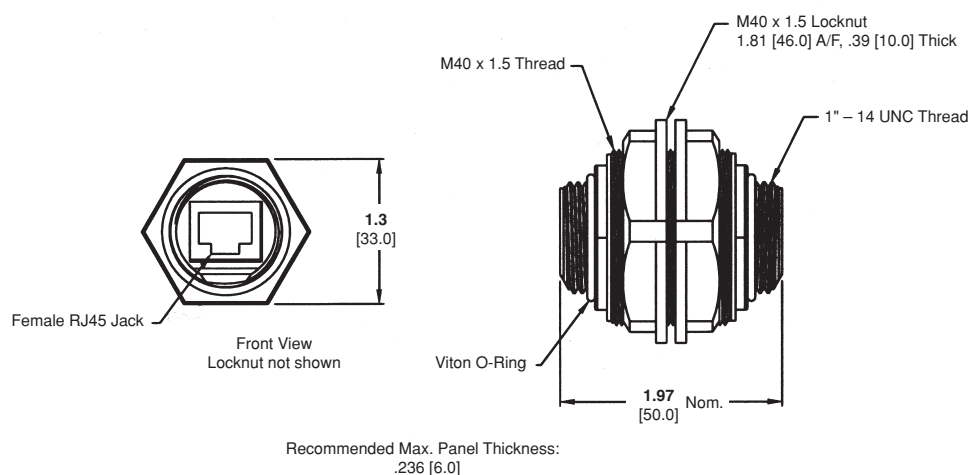
**Mating Thread:**  
UNC 1"-14

#### Related Product Data

Closure Cap: Page 23

### Threaded-Through Panel Interconnect (M40)

Description	Part Number
Threaded-Through Panel Interconnect M40 thread size	1546641-1



#### Material and Finish

**Receptacle Shell:**  
Acrylonitrile-Butadiene-Styrene (ABS) in standard version;  
Acrylonitrile-Styrene-Acrylate in UV stabilized version

**O-Ring:**  
Nitrile Rubber

#### Performance Characteristics

**Operating Temperature:**  
-4° to 176°F [-20° to 80°C]

**Shock/Vibration:**  
Per IEC 60068-2-6

**Environmental Rating:** IEC IP67

**Mating Thread:**  
UNC 1"-14

#### Related Product Data

Closure Cap: Page 23

## Circular Sealed RJ-45 Connector – Variant 3 (continued)

The cordsets utilize a standard RJ-45 plug, but add strain relief and a locking mechanism that creates a seal when mated with a receptacle.

Cordsets can be ordered in standard or custom lengths as an overmolded cordset or plug (see chart below).

### Overmolded Cordsets, Double-Ended



Overmolded cordsets are available in two configurations.

When both cord ends are in a harsh environment, order the double-ended configuration with two industrial sealed plug connectors; for a cable with one end in a harsh environment, and the other in a sealed or office area, order with one industrial plug connector and one commercial grade plug for a better fit into a standard patch panel. Various cable types are available to best match the requirements of the applications. Solid core

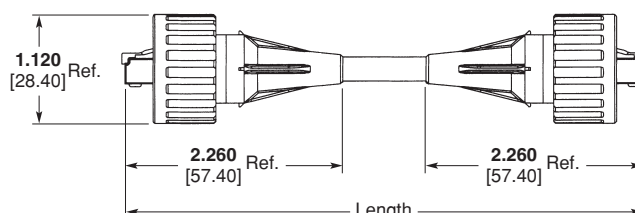
shielded PUR cable is used for longer “horizontal cross connection runs”, while stranded PVC is more appropriate for shorter “patch cord” applications where greater cable flexibility is desired. For extreme environmental conditions, Proplex™ cable provides a Kevlar inner wrap and an unmatched temperature range –94 °F to +221 °F [–70 °C to +105 °C]. Plugs are available in both RJ-45 and RJ-11 formats.

### Material and Finish

**Insert:**  
Acrylonitrile-Butadiene-Styrene (ABS)

**Overmold:**  
Polyurethane (Solid Core & Proplex),  
PVC (Stranded)

**Coupling Nut:**  
Acrylonitrile-Butadiene-Styrene (ABS) in standard version;  
Acrylonitrile-Styrene-Acrylate in UV stabilized version



### Double-Ended Cordsets

Cable	RJ-45 Plug Ends	Length		Part Number
		m	ft	
Solid core	Industrial (both ends)	1	[3.3]	1-1546451-1
Solid core	Industrial (both ends)	5	[16.4]	1-1546451-2
Solid core	Industrial (both ends)	10	[32.8]	1-1546451-3
Solid core	Industrial/Commercial	2	[6.6]	1-1546451-4
Proplex	Industrial (both ends)	2	[6.6]	1-1546452-1
Proplex	Industrial (both ends)	5	[16.4]	1-1546452-2
Stranded	Industrial (both ends)	2	[6.6]	1-1546453-1
Stranded	Industrial (both ends)	5	[16.4]	1-1546453-2

### Related Product Data

#### Mating Connectors

Receptacles: Page 23–25

Adapters: Page 26

Closure Cap: Page 23



Circular Sealed RJ-45 Connector – Variant 3 (continued)

**Field-Attachable RJ-45  
Plug Connector**

Assemble the connection in the field using a standard crimping tool, and still enjoy the same IP 67 sealed connection as the overmolded cordset. Bulk cable (1,000 ft [304.8 m]) put-ups are available for both Solid Core PUR and Proplex cable.

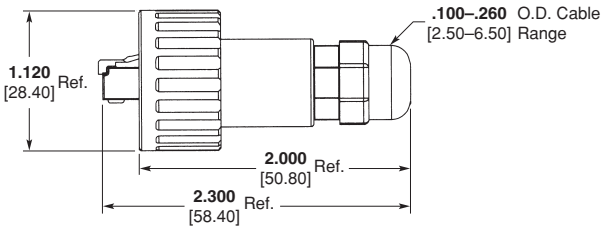


Description	Part Number
Field-attachable RJ-45 Plug connector, 0.1–0.26 [2.5–6.5] acceptable cable diameter	1546440-1

**Material and Finish**

**Receptacle Shell:**  
Acrylonitrile-Butadiene-Styrene (ABS) in standard version;  
Acrylonitrile-Styrene-Acrylate in UV stabilized version

**O-Ring:** Nitrile Rubber



**Related Product Data**

**Mating Connectors**

Receptacles: Page 23–25  
Adapters: Page 26  
Closure Cap: Page 23

## Circular Sealed RJ-45 Connector – Variant 3 (continued)

### Bulk Cable Specifications

#### Solid Core Cable

**Conductors:**  
24 AWG solid bare copper, .020 [0.51]

**Insulation:**  
.009 [0.23] of cellular polyethylene;  
.040 [1.00] nominal dia.

**Pair:**  
2 insulated conductors twisted  
together, lay lengths varied between  
pairs to minimize cross talk

**Core:** 4 pairs cabled together

**Binder:** Polyester tape, minimum  
20% overlay min.

**Shield:**  
Aluminum/polyester tape,  
20% overlay min.

**Drain Wire:** 24 AWG stranded (7/32)  
tin plated copper

**Jacket:** Black polyurethane .025  
[0.64] nom. thickness

**Operating Temperature:**  
-4° to 176°F [-20°C to 80°C]

**Diameter:**  
.245 [6.22] nom.

**Wiring Sequence:**  
Choice of TIA/EIA 568A or 10 Base-T

#### Stranded Cable

**Conductors:**  
24 AWG stranded tinned copper

**Insulation:**  
Polyolefin .037 [0.94] nominal  
diameter

**Pair:**  
2 insulated conductors twisted  
together, lay lengths varied between  
pairs to minimize cross talk

**Core:** 4 pairs cabled together

**Binder:** Polyester tape, minimum  
20% overlay min.

**Jacket:** Black PVC .025 [0.64] nom.  
thickness

**Operating Temperature:**  
-4° to 176°F [-20° to 80°C]

**Diameter:**  
.220 [5.59] nom.

**Wiring Sequence:**  
Choice of TIA/EIA 568A or 10 Base-T

#### Kevlar Wrapped Cable

**Conductors:**  
26 AWG stranded bare copper

**Insulation:**  
Color coded HFFR, halogen free,  
.035 [0.90] nominal dia.

**Pair:**  
Cabled w/ Kevlar strength member  
and tape wrapped

**Core:** 4 pairs cabled together

**Shield:**  
Inner: Aluminum mylar,  
100% coverage;  
Outer: Tinned copper braid,  
80% coverage

**Jacket:** Black urethane .059 [1.50]  
nom. thickness

**Operating Temperature:**  
-94° to 221°F [-70° to 105°C]

**Diameter:**  
.287 [7.30] nom.

**Wiring Sequence:**  
Choice of TIA/EIA 568A or 10 Base-T

#### Electrical @ 20°C

**Capacitance:**  
5.6 nF/100 meter, max.

**Velocity of Propagation:**  
72% nom.

**Conductor DC Resistance:**  
9.38  $\Omega$ /100 meter, max.

**Impedance:**  
100  $\Omega \pm 15 \Omega$

**Delay Skew:**  
45 nS/100 meter, max.

**TIA/EIA Rating:**  
Category 5e

#### Electrical @ 20°C

**Capacitance:**  
15 pF/FT

**Velocity of Propagation:**  
70% nom.

**Conductor DC Resistance:**  
9.0  $\Omega$ /100 meter, max.

**Impedance:**  
100  $\Omega \pm 15 \Omega$

**Delay Skew:**  
10 nS/100 m typ.; 25 nS/100 m max.

**TIA/EIA Rating:**  
Category 5e

#### Electrical @ 20°C

**Capacitance:**  
4.6 nF/100 meters

**Propagation Delay:**  
5.2 ns/m max.

**Conductor DC Resistance:**  
15.0  $\Omega$ /100 meter, max.

**Impedance:**  
100  $\Omega \pm 15 \Omega$

**Delay Skew:**  
20 nS/100 m typ.; 25 nS/100 m max.

**TIA/EIA Rating:**  
Category 5

Frequency (MHz)	Attenuation (dB/100 M nom.)	NEXT (dB nom.)
1	2.0	65.3
4	4.1	56.3
10	6.5	50.3
16	8.2	47.3
20	9.3	45.8
31.25	11.7	42.9
62.5	17.0	38.4
100	22.0	35.3

Frequency (MHz)	Attenuation (dB/100 M nom.)	NEXT (dB nom.)
1	1.9	76
4	3.9	72
16	7.9	61
20	9.0	60
31.25	11.0	55
62.5	15.9	53
100	20.7	50

Frequency (MHz)	Attenuation (dB/100 M nom.)	NEXT (dB nom.)
1	3.15	62
4	6.45	53
16	12.3	44
20	13.8	42
31.25	17.7	40
62.5	25.6	35
100	33.0	32

## Numerical Index

Part Number	Page	Part Number	Page	Part Number	Page	Part Number	Page
207445-1	19	1828618-2	20	1-5349567-0	16	6536509-3	16
208652-1	19	1828619-1	20	5349578-1	16	6536509-5	16
603995-2	15	1828619-2	20	5349578-2	16	1-6536509-0	16
1546405-1	23	1828740-1	20	5349578-3	16	6536510-1	16
1-1546406-1	23	1903526-1	4	5349578-5	16	6536510-2	16
1-1546407-1	23	1903527-1	4	1-5349578-0	16	6536510-3	16
1-1546408-1	23	1918177-1	20	5349580-1	16	6536510-5	16
1-1546409-1	24	1939707-1	15	5349580-2	16	1-6536510-0	16
1-1546410-1	24	1939707-1	14	5349580-3	16	6536967-1	16
1-1546411-1	24	1939707-1	5	5349580-5	16	6536967-2	16
1-1546412-1	24	1939707-1	4	1-5349580-0	16	6536967-3	16
1546413-3	25	1939708-1	15	6206615-1	16	6536967-5	16
1546413-4	25	1939708-1	14	6206615-2	16	1-6536967-0	16
1546414-4	25	1939708-1	5	6206615-3	16		
1-1546415-1	25	1939708-1	4	6206615-5	16		
1546440-1	28	1981897-1	15	1-6206615-0	16		
1-1546451-1	27	1981897-1	14	6206619-1	16		
1-1546451-2	27	1981897-1	5	6206619-2	16		
1-1546451-3	27	1981897-1	4	6206619-3	16		
1-1546451-4	27	1981944-1	15	6206619-5	16		
1-1546452-1	27	1986172-1	19	1-6206619-0	16		
1-1546452-2	27	1987004-1	5	6206623-1	16		
1-1546453-1	27	1987004-2	5	6206623-2	16		
1-1546453-2	27	1987029-1	8	6206623-3	16		
1546574-1	26	1987029-2	8	6206623-5	16		
1546641-1	26	1987030-1	8	1-6206623-0	16		
1546876-1	19	1987030-2	8	6348260-1	16		
1546876-2	19	1987031-1	6	6348260-2	16		
1546877-1	19	1987031-2	6	6348260-3	16		
1546907-1	19	1987032-1	6	6348260-5	16		
1546907-2	19	1987032-2	6	1-6348260-0	16		
1546908-1	19	1987033-1	6	6536463-1	16		
1711501-1	13	1987033-2	6	6536463-2	16		
1711511-2	13	1987150-1	12	6536463-3	16		
1711511-3	13	1987152-1	11	6536463-5	16		
1711511-4	13	1987155-1	10	1-6536463-0	16		
1711511-5	13	1987155-2	10	6536464-1	16		
1711511-6	13	1987195-1	10	6536464-2	16		
1711511-7	13	3-1987195-3	10	6536464-3	16		
1711511-8	13	5349565-1	16	6536464-5	16		
1711511-9	13	5349565-2	16	1-6536464-0	16		
1711658-1	13	5349565-3	16	6536508-1	16		
1738601-1	21	5349565-5	16	6536508-2	16		
1738607-1	21	1-5349565-0	16	6536508-3	16		
1738607-2	21	5349567-1	16	6536508-5	16		
1738611-1	21	5349567-2	16	1-6536508-0	16		
1776186-1	19	5349567-3	16	6536509-1	16		
1828618-1	20	5349567-5	16	6536509-2	16		

---

## Restriction on the Use of Hazardous Substances (RoHS)

---

### Restriction on the Use of Hazardous Substances (RoHS)

At Tyco Electronics, we're ready to support your RoHS requirements. We've assessed more than 1.5 million end items/components for RoHS compliance, and issued new part numbers where any change was required to eliminate the restricted materials. Part numbers in this catalog are identified as:

#### RoHS Compliant

Part numbers in this catalog are RoHS Compliant, unless marked otherwise.

These products comply with European Union Directive 2002/95/EC as amended 1 January 2006 that restricts the use of lead, mercury, cadmium, hexavalent chromium, PBB, and PBDE in certain electrical and electronic products sold into the EU as of 1 July 2006.

**Note:** For purposes of this Catalog, included within the definition of RoHS Compliant are products that are clearly "Out of Scope" of the RoHS Directive such as hand tools and other non-electrical accessories.

#### Non-RoHS Compliant

These part numbers are identified with a "◆" symbol. These products do not comply with the material restrictions of the European Union Directive 2002/95/EC.

#### 5 of 6 Compliant

A "●" symbol identifies these part numbers. These products do not fully comply with the European Union Directive 2002/95/EC because they contain lead in solderable interfaces (they do not contain any of the other five restricted substances above allowable limits). However, these products may be suitable for use in RoHS applications where there is an application-based exemption for lead in solders, such as the server, storage, or networking infrastructure exemption.

**Note:** Information regarding RoHS compliance is provided based on reasonable inquiry of our suppliers and represents our current actual knowledge based on the information provided by our suppliers. This information is subject to change. For latest compliance status, refer to our website referenced below.

#### Getting the Information You Need

Our comprehensive on-line RoHS Customer Support Center provides a forum to answer your questions and support your RoHS needs. A RoHS FAQ (Frequently Asked Questions) is available with links to more detailed information. You can also submit RoHS questions and receive a response within 24 hours during a normal work week. The Support Center also provides:

- Cross-Reference from Non-compliant to Compliant Products
- Ability to browse RoHS Compliant Products in our on-line catalog:  
<http://ecommas.tycoelectronics.com/commerce/alt/RohsAltHome.do>
- Downloadable Technical Data Customer Information Presentation
- More detailed information regarding the definitions used above

**RoHS**  
Customer  
Support  
Center 

So whatever your questions when it comes to RoHS, we've got the answers at [www.tycoelectronics.com/leadfree](http://www.tycoelectronics.com/leadfree)

Engineering Notes





## Americas

**Argentina** – Buenos Aires  
Phone: +54-11-4733-2200  
Fax: +54-11-4733-2211

**Brasil** – São Paulo  
Phone: +55-11-3611-1311  
Fax: +55-11-3611-0397

**Canada** – Toronto  
Phone: +905-475-6222  
Fax: +905-474-5520  
Product Information Center:  
Phone: +905-470-4425  
Fax: +905-474-5525

**Colombia** – Bogota  
Phone: +57-1-231-9398  
Fax: +57-1-660-0206

**Mexico** – Mexico City  
Phone: +52-55-1106-0800  
+01-800-733-8926  
Fax: +52-55-1106-0901

**For Latin/South American Countries not shown**  
Phone: +54-11-4733-2015  
Fax: +54-11-4733-2083

**United States**  
Harrisburg, PA  
Phone: +1-717-564-0100  
Fax: +1-717-986-7575  
Product Information Center:  
Phone: +1-800-522-6752  
Fax: +1-717-986-7575  
Troy, MI  
Phone: +1-248-273-3359  
Fax: +1-248-273-3322

## Asia/Pacific

**Australia** – Sydney  
Phone: +61-2-9554-2600  
Fax: +61-2-9502-2556  
Product Information Center:  
Phone: +61-2-9840-8200  
Fax: +61-2-9634-6188

**India** – Bangalore  
Phone: +91-80-285-40800  
Fax: +91-80-285-40820

**Indonesia** – Jakarta  
Phone: +65-6482-0311  
Fax: +65-6482-1012

**Japan** – Kawasaki, Kanagawa  
Phone: +81-44-844-8111  
Fax: +81-44-812-3207  
Product Information Center:  
Phone: +81-44-844-8013  
Fax: +81-44-812-3200

**Korea** – Seoul  
Phone: +82-2-3415-4500  
Fax: +82-2-3486-3810

**Malaysia** – Selangor  
Phone: +60-3-7805-3055  
Fax: +60-3-7805-3066

**New Zealand** – Auckland  
Phone: +64-9-634-4580  
Fax: +64-9-634-4586

**Philippines** – Makati City  
Phone: +632-848-0171  
Fax: +632-867-8661

**People's Republic of China**  
Hong Kong  
Phone: +852-2735-1628  
Fax: +852-2735-0243  
Shanghai  
Phone: +86-21-2407-1588  
Fax: +86-21-2407-1599

**Singapore** – Singapore  
Phone: +65-6482-0311  
Fax: +65-6482-1012

**Taiwan** – Taipei  
Phone: +886-2-8768-2788  
Fax: +886-2-8768-2268

**Thailand** – Bangkok  
Phone: +66-2-955-0500  
Fax: +66-2-955-0505

**Vietnam** – Ho Chi Minh City  
Phone: +84-8-930-5546  
Fax: +84-8-930-3443

## Europe/Middle East/Africa

**Austria** – Vienna  
Phone: +43-1-905-60-0  
Fax: +43-1-905-60-1333  
Product Information Center:  
Phone: +43-1-905-60-1249  
Fax: +43-1-905-60-1251

**Belgium** – Kessel-Lo  
Phone: +32-16-352-300  
Fax: +32-16-352-352

**Bulgaria** – Sofia  
Phone: +359-2-971-2152  
Fax: +359-2-971-2153

**Czech Republic and Slovakia**  
**Czech Republic** – Kurim  
Phone: +420-541-162-111  
Fax: +420-541-162-223  
Product Information Center:  
Phone: +420-541-162-113  
Fax: +420-541-162-132

**Denmark** – Glostrup  
Phone: +45-43-48-04-00  
Fax: +45-43-44-14-14

**Egypt** – Cairo  
Phone: +202-419-2334  
Fax: +202-417-7647

**Estonia** – Tartu  
Phone: +372-5138-274  
Fax: +372-7400-779

**Finland** – Helsinki  
Phone: +358-95-12-34-20  
Fax: +358-95-12-34-250

**France** – Cergy-Pontoise Cedex  
Phone: +33-1-3420-8888  
Fax: +33-1-3420-8600  
Product Information Center:  
Phone: +33-1-3420-8686  
Fax: +33-1-3420-8623

**France Export Divisions** –  
Cergy-Pontoise Cedex  
Phone: +33-1-3420-8804  
Fax: +33-1-3420-8699

**Germany** – Bensheim  
Phone: +49-6251-133-0  
Fax: +49-6251-133-1600  
Product Information Center:  
Phone: +49-6251-133-1999  
Fax: +49-6251-133-1988

**Greece** – Athens  
Phone: +30-210-9370-396/397  
Fax: +30-210-9370-655

**Hungary** – Budapest  
Phone: +36-1-289-1000  
Fax: +36-1-289-1010  
Product Information Center:  
Phone: +36-1-289-1016  
Fax: +36-1-289-1017

**Ireland** – Dublin  
Phone: +353-1-866-5612  
Fax: +353-1-866-5714

**Israel** – Petach-Tikva  
Phone: +972-3-929-0999  
Fax: +972-3-919-1088

**Italy** – Collegno (Torino)  
Phone: +39-011-4012-111  
Fax: +39-011-4031-116  
Product Information Center:  
Phone: +39-011-4012-428  
Fax: +39-011-40-287-428

**Lithuania and Latvia**  
**Lithuania** – Vilnius  
Phone: +370-5-213-1402  
Fax: +370-5-213-1403  
Product Information Center:  
Phone: +370-5-211-3016  
Fax: +370-5-213-1403

**Netherlands** – 's-Hertogenbosch  
Phone: +31-73-6246-246  
Fax: +31-73-6212-365  
Product Information Center:  
Phone: +31-73-6246-999  
Fax: +31-73-6246-998

**Norway** – Nesbru  
Phone: +47-66-77-88-50  
Fax: +47-66-77-88-55

**Poland** – Warsaw  
Phone: +48-22-4576-700  
Fax: +48-22-4576-720  
Product Information Center:  
Phone: +48-22-4576-704  
Fax: +48-22-4576-720

**Romania** – Bucharest  
Phone: +40-21-311-3479/3596  
Fax: +40-21-312-0574

**Russia** – Moscow  
Phone: +7-495-790-7902  
Fax: +7-495-721-1893  
Product Information Center:  
Phone: +7-495-790-7902-502  
Fax: +7-495-721-1893

**Russia** – St. Petersburg  
Phone: +7-812-718-8192  
Fax: +7-812-718-8193

**Slovenia** – Ljubljana  
Phone: +386-1561-3270  
Fax: +386-1561-3240

**South Africa** – Port Elizabeth  
Phone: +27-41-503-4500  
Fax: +27-41-581-0440

**Spain** – Barcelona  
Phone: +34-93-291-0330  
Fax: +34-93-201-7879

**Sweden** – Upplands Väsby  
Phone: +46-8-50-72-50-00  
Fax: +46-8-50-72-50-01

**Switzerland** – Steinach  
Phone: +41-71-447-0447  
Fax: +41-71-447-0444

**Turkey** – Istanbul  
Phone: +90-212-281-8181-83  
+90-212-282-5130/5430  
Fax: +90-212-281-8184

**Ukraine** – Kiev  
Phone: +380-44-206-2265  
Fax: +380-44-206-2264  
Product Information Center:  
Phone: +380-44-206-2265  
Fax: +380-44-206-2264

**United Kingdom** –  
Stanmore, Middlesex  
Phone: +44-8706-080208  
Fax: +44-208-954-6234  
Product Information Center:  
Freephone (UK only):  
0800-267-666  
Phone: +44-8706-080208  
Fax: +44-208-420-8095

**Tyco Electronics AMP GmbH**

Siemensstr. 13

67346 Speyer / Germany

Phone: +49-(0)6232-30-2527

Fax: +49-(0)6232-30-2243

[www.tycoelectronics.com](http://www.tycoelectronics.com)

AMP, AMP NETCONNECT, TE Logo and  
Tyco Electronics are trademarks

© 2007 Tyco Electronics Ltd.

1654253-2 Issued 9-2007 5M ST