

RATING AND CHARACTERISTIC CURVES (RBV1500 - RBV1510)

FIG.1 - DERATING CURVE FOR OUTPUT RECTIFIED CURRENT

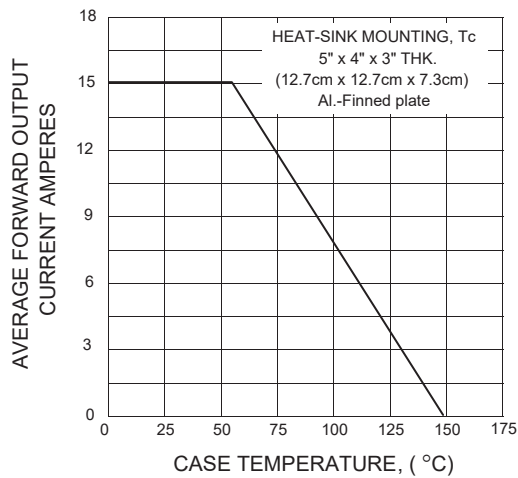


FIG.2 - MAXIMUM NON-REPETITIVE PEAK FORWARD SURGE CURRENT

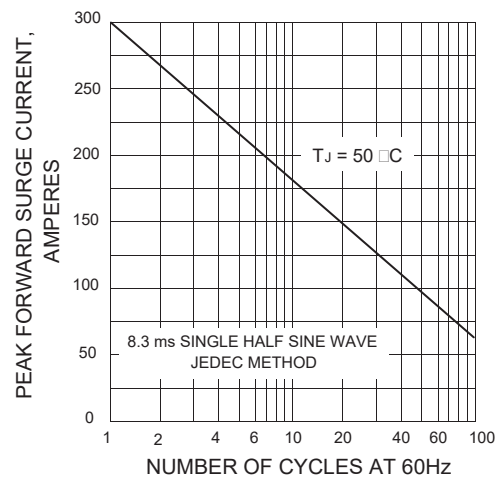


FIG.3 - TYPICAL FORWARD CHARACTERISTICS PER DIODE

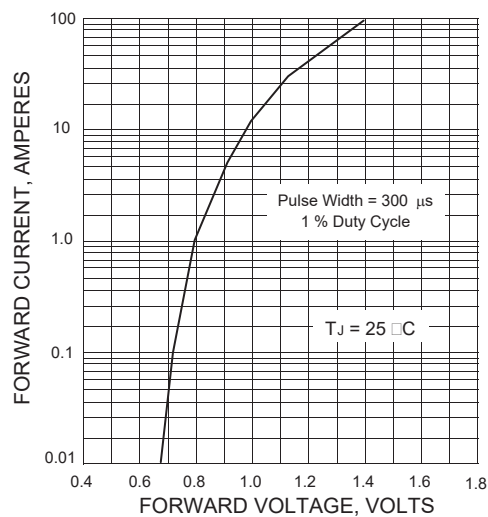


FIG.4 - TYPICAL REVERSE CHARACTERISTICS PER DIODE

