

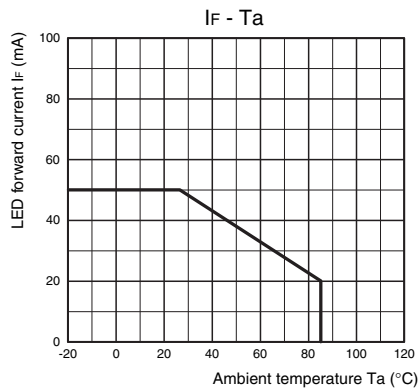
### Recommended Operating Conditions

Use the G3VM under the following conditions so that the Relay will operate properly.

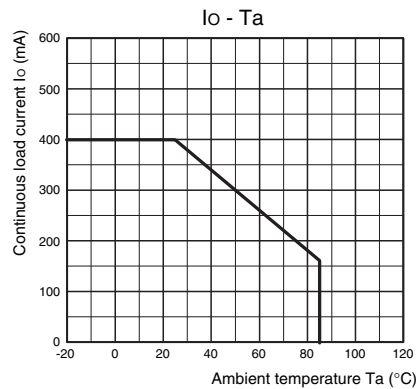
Item	Symbol	Minimum	Typical	Maximum	Unit
Load voltage (AC peak/DC)	$V_{DD}$	-	-	48	V
Operating LED forward current	$I_F$	5	7.5	25	mA
Continuous load current (AC peak/DC)	$I_O$	-	-	400	mA
Ambient operating temperature	$T_a$	-20	-	65	°C

### Engineering Data

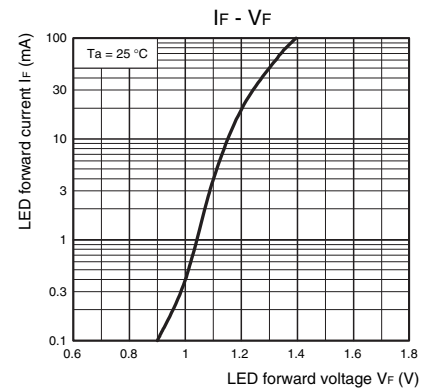
LED forward current vs. Ambient temperature



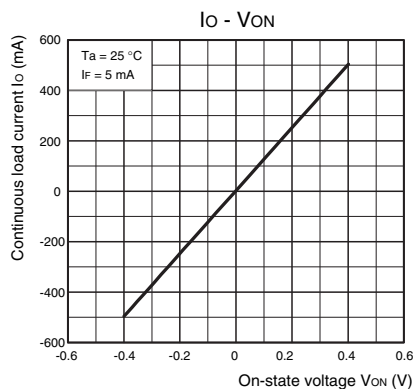
Continuous load current vs. Ambient temperature



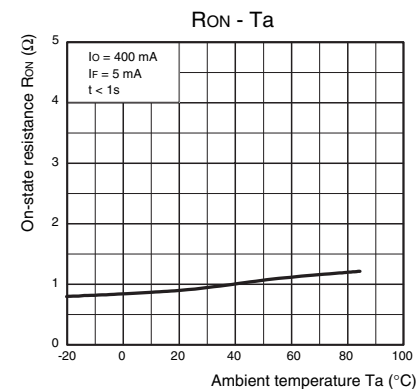
LED forward current vs. LED forward voltage



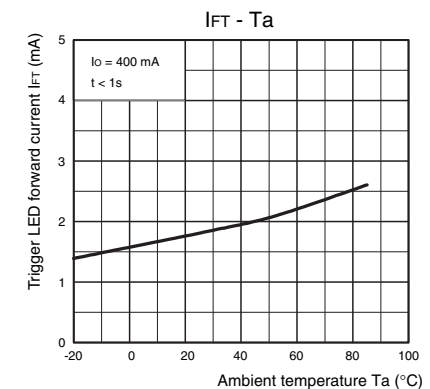
Continuous load current vs. On-state voltage



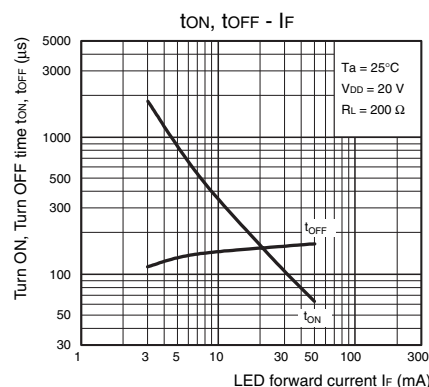
On-state resistance vs. Ambient temperature



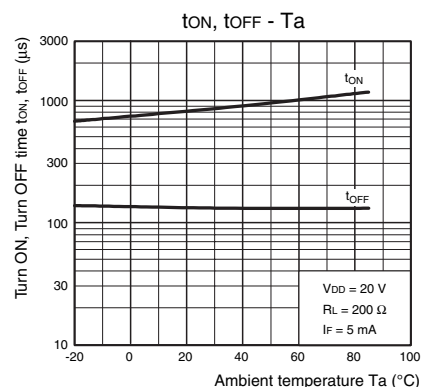
Trigger LED forward current vs. Ambient temperature



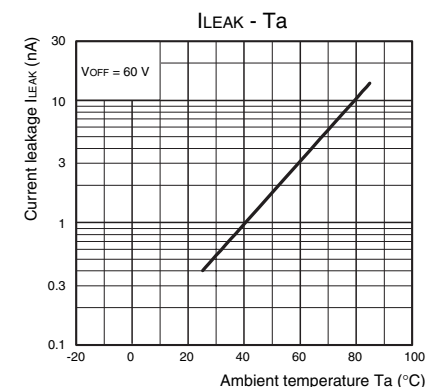
Turn ON, Turn OFF time vs. LED forward current



Turn ON, Turn OFF time vs. Ambient temperature



Current leakage vs. Ambient temperature

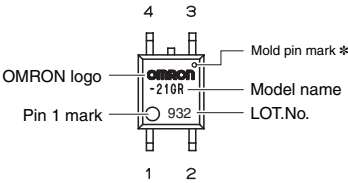


### Safety Precautions

- Refer to "Common Precautions" for all G3VM models.

## ■ Appearance

### SOP (Small Outline Package) SOP4



Note: The actual product is marked differently from the image shown here.

\* The indentation in the corner diagonally opposite from the pin 1 mark is from a pin on the mold.

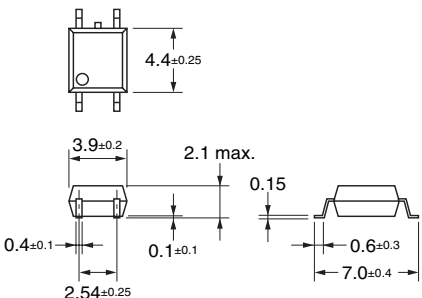
## ■ Dimensions

(Unit: mm)



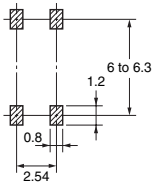
### Surface-mounting Terminals

Weight: 0.1 g



### Actual Mounting Pad Dimensions

(Recommended Value, TOP VIEW)



Note: The actual product is marked differently from the image shown here.

- Application examples provided in this document are for reference only. In actual applications, confirm equipment functions and safety before using the product.
- Consult your OMRON representative before using the product under conditions which are not described in the manual or applying the product to nuclear control systems, railroad systems, aviation systems, vehicles, combustion systems, medical equipment, amusement machines, safety equipment, and other systems or equipment that may have a serious influence on lives and property if used improperly. Make sure that the ratings and performance characteristics of the product provide a margin of safety for the system or equipment, and be sure to provide the system or equipment with double safety mechanisms.

Note: Do not use this document to operate the Unit.

**OMRON Corporation**

ELECTRONIC AND MECHANICAL COMPONENTS COMPANY

Contact: [www.omron.com/ecb](http://www.omron.com/ecb)

Cat. No. **K152-E1-01**  
0412(0412)(O)