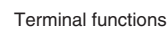


Conformity to RoHS Directive

DEA202450BT-1275A1

[Top view]



Dimensions in mm

Technical drawing of a mechanical part with dimensions in mm. The drawing shows a top view of a component with a central rectangular feature. The overall width is 1.65 mm, and the width of the central feature is 1.50 mm. The height of the central feature is 0.75 mm. The overall height of the component is 0.75 mm. The thickness of the component is 0.35 mm. The distance from the left edge to the center of the central feature is 0.95 mm. The drawing includes a blue shaded area representing the central feature and a blue shaded area representing the top surface of the component.

Downloaded from [Arrow.com](https://www.arrow.com).

DEA202450BT-1275A1

■ ELECTRICAL CHARACTERISTICS

Item	Frequency Range (MHz)	Min.	Typ.	Max.
Insertion Loss (dB)	2400 to 2500	—	1.28	1.4
	2400 to 2500	—	—	1.6 (−40 to +85°C)
Return Loss (dB)	2400 to 2500	9.54	12.8	—
Ripple (dB)	2400 to 2500	—	—	1.0
Attenuation (dB)	824 to 960	30	33.4	—
	1710 to 1910	27	30.2	—
	1920 to 1990	22	29.9	—
	2110 to 2170	6	9.8	—
	4800 to 5000	20	25.7	—
Power Handling (W)	2400 to 2500	—	—	0.5
Characteristic Impedance (Ω)	50 (Nominal)			

• Ta: +25±5°C

■ TEMPERATURE RANGE

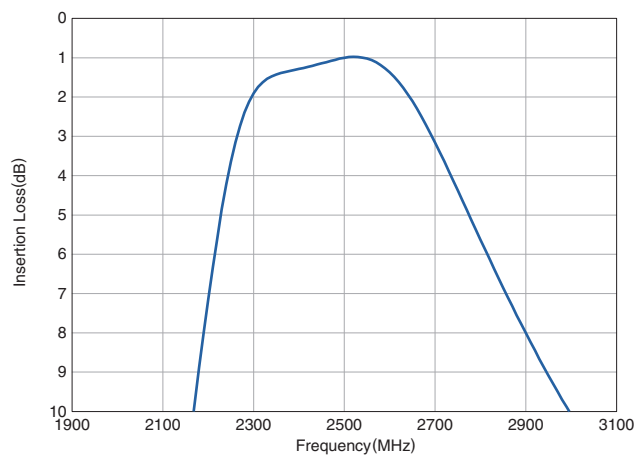
Operating temperature (°C)	Storage temperature (°C)
−40 to +85	−40 to +85

- All specifications are subject to change without notice.
- Before using these products, be sure to request the delivery specifications.

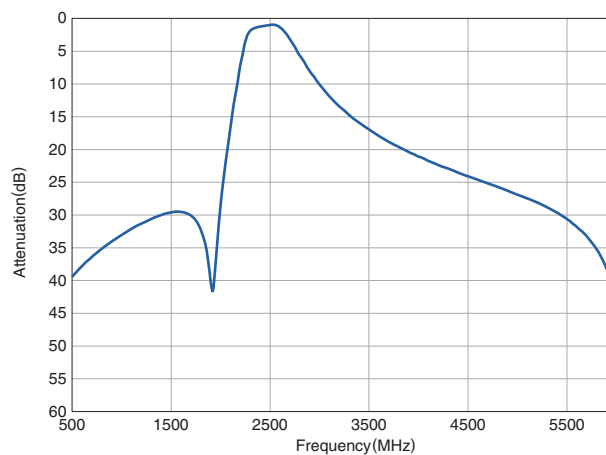
DEA202450BT-1275A1

■ FREQUENCY CHARACTERISTICS

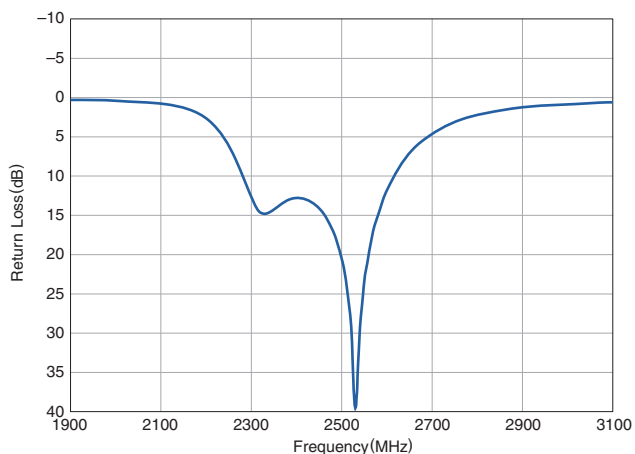
■ INSERTION LOSS



■ ATTENUATION

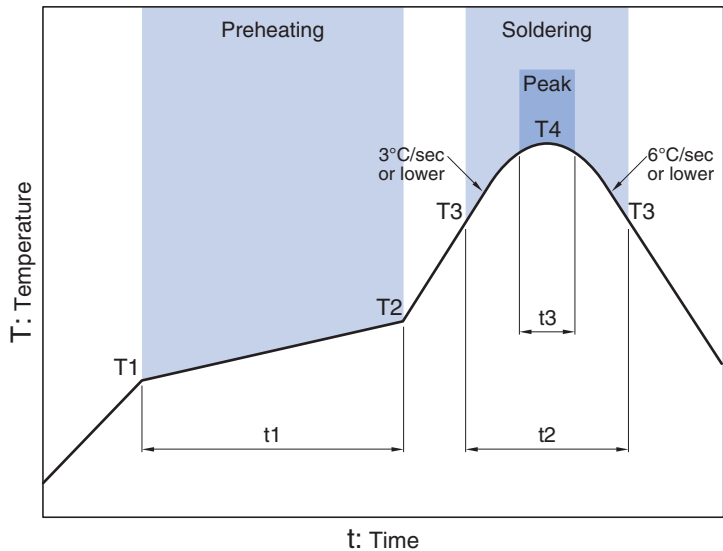


■ RETURN LOSS



- All specifications are subject to change without notice.
- Before using these products, be sure to request the delivery specifications.

RECOMMENDED REFLOW PROFILE



Preheating			Soldering			
			Critical zone (T3 to T4)		Peak	
Temp.		Time	Temp.	Time	Temp.	Time
T1	T2	t1	T3	t2	T4	t3*
150°C	200°C	60 to 120sec	217°C	60 to 120sec	240 to 260°C	30sec max.

* t3 : Time within 5°C of actual peak temperature
The maximum number of reflow is 3.

• All specifications are subject to change without notice.
• Before using these products, be sure to request the delivery specifications.

REMINDERS FOR USING THESE PRODUCTS

Before using these products, be sure to request the delivery specifications.

SAFETY REMINDERS

Please pay sufficient attention to the warnings for safe designing when using these products.

REMINDERS

The products listed on this catalog are intended for use in general electronic equipment (AV equipment, telecommunications equipment, home appliances, amusement equipment, computer equipment, personal equipment, office equipment, measurement equipment, industrial robots) under a normal operation and use condition.

The products are not designed or warranted to meet the requirements of the applications listed below, whose performance and/or quality require a more stringent level of safety or reliability, or whose failure, malfunction or trouble could cause serious damage to society, person or property.

Please understand that we are not responsible for any damage or liability caused by use of the products in any of the applications below or for any other use exceeding the range or conditions set forth in this catalog.

- | | |
|---|--|
| (1) Aerospace/Aviation equipment | (8) Public information-processing equipment |
| (2) Transportation equipment (cars, electric trains, ships, etc.) | (9) Military equipment |
| (3) Medical equipment | (10) Electric heating apparatus, burning equipment |
| (4) Power-generation control equipment | (11) Disaster prevention/crime prevention equipment |
| (5) Atomic energy-related equipment | (12) Safety equipment |
| (6) Seabed equipment | (13) Other applications that are not considered general-purpose applications |
| (7) Transportation control equipment | |

When using this product in general-purpose applications, you are kindly requested to take into consideration securing protection circuit/equipment or providing backup circuits, etc., to ensure higher safety.