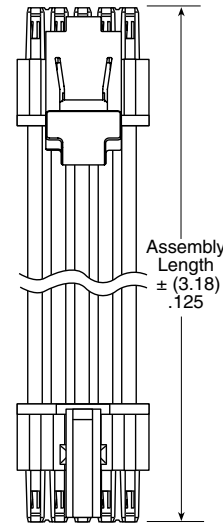
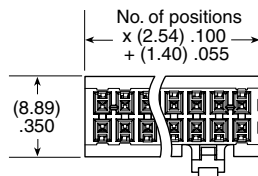


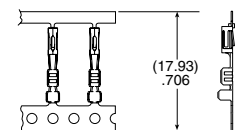
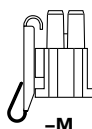
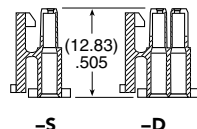

SERIES	PINS PER ROW	WIRE GAUGE	PLATING OPTION	ASSEMBLY LENGTH	END OPTION	K	LATCH OPTION
MMSD = Double Row PVC Cable	-02, -03,	-20	-L = 10 μ" (0.25 μm) Gold on contact, Tin on tail	-“XX.XX” = Assembly Length in Inches (82.55 mm) 03.25" min.	-S = Single Ended	-K = Keyed Polarization	(Metal latches for more rugged environments; -02, -05 & -10 positions only)
MMSDT = Double Row Blue *Teflon® Cable (20, 24, 28, 30 AWG only)	-04, -05,	-20C = Color Coded Cable (MMSD & MMSS only)			-D = Double Ended (Latch Required)		-M = Single Ended, Metal Latches (Leave blank for plastic)
MMSS = Single Row PVC Cable	-06, -08,	-22, -24					Double Ended (-D) Crossed requires MMSD/MMSDT
MMSST = Single Row Blue *Teflon® Cable (20, 24, 28, 30 AWG only)	-10, -12,	-24C = Color Coded Cable (MMSD & MMSS only)					-LUS = Plastic Latch up, straight
MMSD, MMSDT, MMS, MMSST Board Mates: IPL1 (Does not mate with IPT1)	-15, -16,	-26, -28					-LDS = Plastic Latch down, straight
Cable Mates: MMTD(T), MMTS(T)	-20, -25 (Standard sizes)	-28C = Color Coded Cable (MMSD & MMSS only)					-LUX = Plastic Latch up, crossed
* Dupont™ Teflon® is a registered trademark of E.I. du Pont de Nemours and Company or its affiliates.		-30					-LDX = Plastic Latch down, crossed
Teflon® cable is intended for crimp only. Contact Samtec for solderable cable applications.							-MUS = Metal Latch up, straight
							-MDS = Metal Latch down, straight
							-MUX = Metal Latch up, crossed
							-MDX = Metal Latch down, crossed

-20C, -24C, -28C CABLE COLOR CODING	
PIN	COLOR
1	BROWN
2	RED
3	ORANGE
4	YELLOW
5	GREEN
6	BLUE
7	VIOLET
8	GRAY
9	WHITE
10	BLACK
ETC	REPEAT



View complete specifications at: samtec.com?MMSD, samtec.com?MMSDT, samtec.com?MMSS & samtec.com?MMSST

IPD1	POSITIONS PER ROW	ROW OPTION	K	LATCH OPTION	SERIES	WIRE GAUGE	01	PLATING OPTION
	-02, -03, -04, -05, -06, -08, -10, -12, -15, -16, -20, -25 (Standard sizes)	-S = Single Row -D = Double Row	-K = Keyed Polarization	-M = Metal Latch (Metal for more rugged environments) (-02, -05 & -10 positions only) (Leave blank for plastic latch)	CC79L = Contact, Loose CC79R = Contact, Full Reel (12,000 Parts per Reel)	-2630 = 26 to 30 AWG -2024 = 20 to 24 AWG		-L = 10 μ" (0.25 μm) Gold on contact, Tin on tail



TOOLING

Hand Tool: CAT-HT-179-2030-13 (20-30 AWG)

Mini Applicator: CAT-MC-179-2024-XX-01 (20-24 AWG)

Mini Applicator: CAT-MC-179-2630 XX-01 (26-30 AWG)

Extraction Tool: CAT-EX-179-01

Not:
Some lengths, styles and options are non-standard, non-returnable.

View complete specifications at: samtec.com?IPD1, samtec.com?CC79L & samtec.com?CC79R