







## Embossed Taping (Standard reel)

Type		Flat actuator		Raised actuator	
		Standard	With seal tape		
No. of poles	Quantity per reel			Quantity per reel	
1	800	A6S-1101-PH	A6S-1102-PH	800	A6S-1104-PH
2	900	A6S-2101-PH	A6S-2102-PH	700	A6S-2104-PH
3		A6S-3101-PH	A6S-3102-PH	700	A6S-3104-PH
4		A6S-4101-PH	A6S-4102-PH	700	A6S-4104-PH
5		A6S-5101-PH	A6S-5102-PH	800	A6S-5104-PH
6		A6S-6101-PH	A6S-6102-PH	700	A6S-6104-PH
7		A6S-7101-PH	A6S-7102-PH	800	A6S-7104-PH
8		A6S-8101-PH	A6S-8102-PH	700	A6S-8104-PH
9		--- (See note 2.)	A6S-9102-PH	700	A6S-9104-PH
10		--- (See note 2.)	A6S-0102-PH	800	A6S-0104-PH

Note: 1. Order in multiples of the package quantity.

2. Models with a different number of poles than those listed here can also be ordered. For details, consult your OMRON sales representative.

## Embossed Taping (Small reel)

Type		Flat actuator		Raised actuator
		Standard	With seal tape	
No. of poles	Quantity per reel			
2	400	--- (See note 2.)	A6S-2102-PMH	--- (See note 2.)
3		A6S-3101-PMH	--- (See note 2.)	--- (See note 2.)
4		A6S-4101-PMH	A6S-4102-PMH	A6S-4104-PMH
6		A6S-6101-PMH	A6S-6102-PMH	A6S-6104-PMH
8		A6S-8101-PMH	A6S-8102-PMH	A6S-8104-PMH
10		A6S-0101-PMH	A6S-0102-PMH	A6S-0104-PMH

Note: 1. Order in multiples of the package quantity.

2. Models with a different number of poles than those listed here can also be ordered. For details, consult your OMRON sales representative.

## ■ Ratings/Characteristics

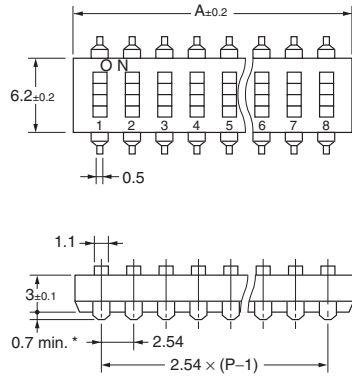

Rating (resistive load)	25 mA at 24 VDC 10 $\mu$ A (minimum current) at 3.5 VDC	
Ambient operating temperature	-20 to +70°C at 60% max. (with no icing or condensation)	
Ambient operating humidity	35% to 95% (at +5 to +35°C)	
Insulation resistance	100 M $\Omega$ min. (at 250 VDC with insulation tester)	
Contact resistance (initial value)	200 m $\Omega$ max.	
Dielectric strength	Between terminals	500 VAC for 1 min
Vibration resistance	Malfunction	10 to 55 Hz, 1.5-mm double amplitude
Shock resistance	Malfunction	300 m/s <sup>2</sup> min.
Durability	Electrical	1,000 operations min.
Washing	Standard models: Not possible, Models with seal tape: Possible, Models with raised actuators: Not possible	
Degree of protection	IEC IP40	
Operating force	0.29 to 9.8 N {30 to 1,000 gf}	
Weight	0.25 g (2 poles) 0.41 g (4 poles) 0.58 g (6 poles) 0.73 g (8 poles) 0.87 g (10 poles)	

**Dimensions** (Unit: mm)

**Flat Actuator**

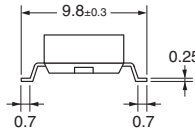
**Standard/With Seal Tape**

- A6S-□101-H
- A6S-□101-PH
- A6S-□101-PMH
- A6S-□102-H
- A6S-□102-PH
- A6S-□102-PMH

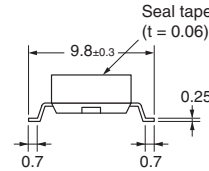


\* 1 pole type is 0 to 0.15 mm

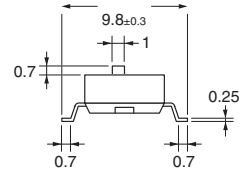
**Flat Actuator Standard**



**Flat Actuator With Seal Tape**




**Raised Actuator**

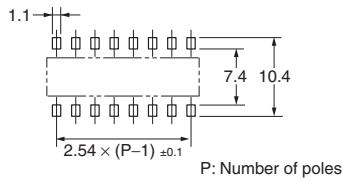


**Raised Actuator**

- A6S-□104-H
- A6S-□104-PH
- A6S-□104-PMH



**PCB Dimensions (Reference) (Top View)**

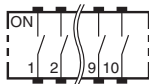


No. of poles	Model			Dimension A
	Flat Actuator		Raised Actuator	
	Standard	With Seal Tape		
1	A6S-1101-H	A6S-1102-H	A6S-1104-H	3.48
2	A6S-2101-H	A6S-2102-H	A6S-2104-H	6.02
3	A6S-3101-H	A6S-3102-H	A6S-3104-H	8.56
4	A6S-4101-H	A6S-4102-H	A6S-4104-H	11.10
5	A6S-5101-H	A6S-5102-H	A6S-5104-H	13.64
6	A6S-6101-H	A6S-6102-H	A6S-6104-H	16.18
7	A6S-7101-H	A6S-7102-H	A6S-7104-H	18.72
8	A6S-8101-H	A6S-8102-H	A6S-8104-H	21.26
9	A6S-9101-H	A6S-9102-H	A6S-9104-H	23.80
10	A6S-0101-H	A6S-0102-H	A6S-0104-H	26.34

Note: Unless otherwise specified, a tolerance of ±0.4 mm applies to all dimensions.

**Internal Connections**

**Contact Form (Top View)**



**Precautions**

Be sure to read the Safety precautions common to all DIP Switches for correct use.

- Application examples provided in this document are for reference only. In actual applications, confirm equipment functions and safety before using the product.
- Consult your OMRON representative before using the product under conditions which are not described in the manual or applying the product to nuclear control systems, railroad systems, aviation systems, vehicles, combustion systems, medical equipment, amusement machines, safety equipment, and other systems or equipment that may have a serious influence on lives and property if used improperly. Make sure that the ratings and performance characteristics of the product provide a margin of safety for the system or equipment, and be sure to provide the system or equipment with double safety mechanisms.

**Note: Do not use this document to operate the Unit.**

**OMRON Corporation**  
Electronic and Mechanical Components Company

Contact: [www.omron.com/ecb](http://www.omron.com/ecb)

Cat. No. A211-E1-03  
0117(0207)(O)