


File E61760(N) 59140 Mini Flange Mount Features and Benefits



Features

- 2 Part Magnetically Operated Proximity Sensor
- Compact size requires only 3.2cm² board space
- Case design allows screw down or adhesive mounting
- 300mm (12") Flying leads

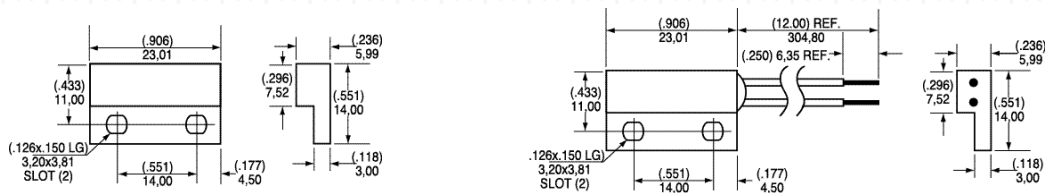
Benefits

- No standby power requirement
- Operates through non-ferrous materials such as wood, plastic or aluminium
- Hermetically sealed, magnetically operated contacts continue to operate long after optical and other technologies fail due to contamination
- Simple installation and adjustment

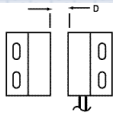
Applications

- Position and limit sensing
- Security system switch
- Linear actuators
- Door switch

DIMENSIONS



Recommended Activating Positions:



Sensors and Matching Actuators (Note 2)		Actuator		Sensor		
Must Actuate	Must Release					
.175 (4,44)	.800 (20,32)	57140-000	59140-010	59140-020	59140-030	59140-040

Electrical Specifications and Operating Characteristics			Form A, SPST-NO Standard	Form A SPST-NO High Voltage	Form C SPDT-CO Standard	Form B SPST-NC Standard
Contact Rating		Watt - max.	10	10	5	5
Voltage	Switching	Vdc - max.	200	300	175	175
	Breakdown	Vdc - min.	250	450	200	200
Current	Switching	A - max.	0.5	0.5	0.25	0.25
	Carry	A - max.	1.2	1.5	1.5	1.5
Resistance	Contact, Initial	- max.	0.2	0.2	0.2	0.2
	Insulation	- min.	10 ¹⁰	10 ¹⁰	10 ⁷	10 ⁷
Capacitance	Contact	p F - typ.	0.3	0.2	0.3	0.3
Temperature	Operating	°C	-40 to + 105	-20 to + 105	-40 to + 105	-40 to + 105
	Storage	°C	-65 to + 105	-65 to + 105	-65 to + 105	-65 to + 105
Time	Operate	ms - typ.	1.0	1.0	1.0	1.0
	Release	ms - typ.	1.0	1.0	1.0	1.0
Shock	11ms 1/2 sine	G - max.	100	100	50	50
Vibration	50-2000 Hz	G - max.	30	30	30	30

- Notes: 1. Flying Leads except as shown below are 24 AWG 7/32 PVC, 105 deg. C., UL 1569. Leads are stripped .250 (6,35), untinned.
 2. Order Actuators as a separate item.
 3. Underwriters Laboratories recognition. For details on electrical specifications, contact Hamlin, Inc.

INFORMATION PROVIDED ON THIS DATA SHEET IS PROVIDED FOR INFORMATION PURPOSES ONLY AND SHOULD NOT BE RELIED UPON AS BEING ACCURATE FOR ANY PARTICULAR PURPOSE. Product performance may be affected by the application to which the product is put. Upon request, HAMLIN will assist purchasers by providing information specific to any particular application. HAMLIN disclaims any and all liability whatsoever for any purchaser's reliance upon the information contained on this data sheet without further consultation with authorized representatives of HAMLIN.

Breed Electronics USA Tel: 001 920 648 3000 • Fax: 001 920 648 3001 • Email: sales@hamlin.com
Breed Electronics UK Tel: +44 (0)1379 649700 • Fax: +44 (0)1379 649702 • Email: uksales@breedtech.com
Breed Electronics Germany Tel: +49 (0) 6181 953660 • Fax: +49 (0) 6181 953666 • Email: hamlin-electronics.de@breedtech.com
Breed Electronics France Tel: +33 1 46 87 02 02 • Fax: +33 1 46 86 67 86 • Email: hamectrol@hamectrol.fr