


COST-EFFECTIVE RUGGED SOCKETS

(2.00 mm) .0787" PITCH • SQW/SQT SERIES



SQW/SQT

Board Mates:

TMMH, TMMs, TMM,
MTMM, MMT, TW, TSH,
LTMM, ZLTMM, PTT

Cable Mates:

TCMD

SPECIFICATIONS

Insulator Material:

Black Liquid Crystal Polymer

Contact Material:

Phosphor Bronze

Plating:

Sn or Au over
50 μ" (1.27 μm) Ni

SQW Current Rating

(SQW/TMMH):

3.8 A per pin (2 pins powered)

SQT Current Rating

(TMMH/SQT):

5.1 A per pin (2 pins powered)

Voltage Rating:

281 VAC mated with TMM;

250 VAC mated with TMMH

Operating Temp Range:

-55 °C to +125 °C

SQW Insertion Depth:

(2.62 mm) .103" to

(5.03 mm) .198" with

(0.38 mm) .015" wipe

SQT Insertion Depth:

(2.62 mm) .103" to

(5.03 mm) .198"

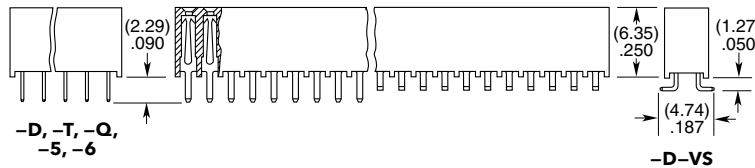
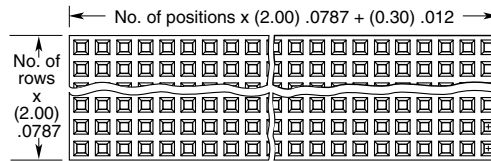
SQT Normal Force:

60 grams (0.59 N) average

Max Cycles:

100 with 10 μ" (0.25 μm) Au

SQW	1	NO. PINS PER ROW	01	PLATING OPTION	ROW OPTION	OPTION
		02 thru 50				
				-F = Gold flash on contact, Matte Tin on tail	-D = Double Row	-“XXX” = Polarized Position -D-VS only options:
				-L = 10 μ" (0.25 μm) Gold on contact, Matte Tin on tail	-D-VS = Double Row Surface Mount	-A = Alignment Pin (5 positions minimum) Metal or plastic at Samtec discretion. (Not available with -LC)
					-T = Triple Row	-LC = Locking Clip (5 positions minimum) (Not available with -A) (Manual placement required)
					-Q = Four Row	-K = (4.25 mm) .167" DIA Polyimide Film Pick & Place Pad (4 positions minimum)
					-5 = Five Row	-P = Pick & Place Pad (4 positions minimum)
					-6 = Six Row	-TR = Tape & Reel (4-28 positions only)
						-FR = Full Reel Tape & Reel (must order max. quantity per reel; contact Samtec for quantity breaks) (4-28 positions only)



PROCESSING

SQW Lead-Free Solderable:

Yes, for -D & -D-VS

(Wave only for -T, -Q, -5 & -6)

SQT Lead-Free Solderable:

Yes

SMT Lead Coplanarity:

(0.10 mm) .004" max (02-10)

(0.15 mm) .006" max (11-50)*

*(.004" stencil solution may be available; contact

IPG@samtec.com)

SQT	1	NO. PINS PER ROW	LEAD STYLE	PLATING OPTION	ROW OPTION	OTHER OPTION
		02 thru 50	Specify LEAD STYLE from chart			
				-F = Gold flash on contact, Matte Tin on tail	-S = Single Row	-RA = Right-angle (-Q, -5 & -6 Row not available) (Lead Style -01 only)
				-L = 10 μ" (0.25 μm) Gold on contact, Matte Tin on tail	-D = Double Row	-“XXX” = Polarized Position (Indicate position number)
					-T = Triple Row	
					-Q = Four Row	
					-5 = Five Row	
					-6 = Six Row	

LEAD STYLE	A
-01	(2.29) .090
-02	(15.24) .600
-03	(5.28) .208

Note:

Some lengths, styles and options are non-standard, non-returnable.