

RATINGS AND CHARACTERISTIC CURVES

($T_A = 25^{\circ}\text{C}$ unless otherwise noted)

Fig. 1 - Derating Curve for Output Rectified Current

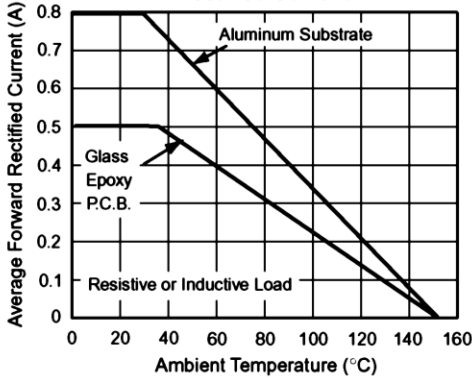


Fig. 2 - Maximum Non-Repetitive Peak Forward Surge Current Per Leg

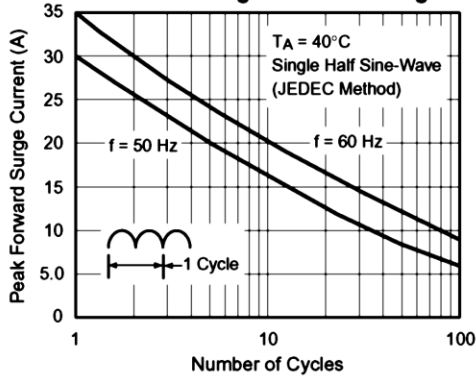


Fig. 3 - Typical Forward Voltage Characteristics Per Leg

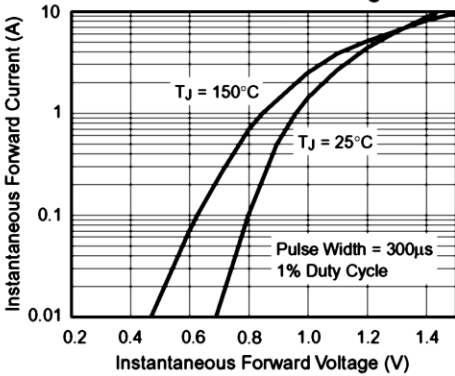


Fig. 4 - Typical Reverse Leakage Characteristics Per Leg

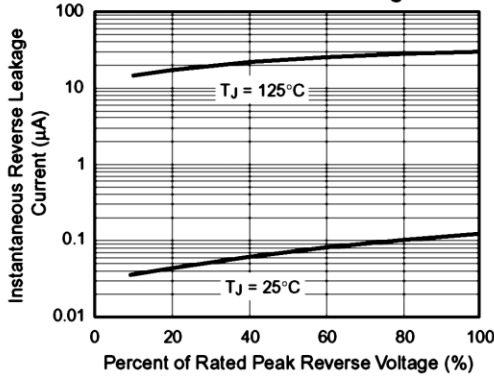


Fig. 5 - Typical Junction Capacitance Per Leg

