

## Ratings and Characteristics Curves

( $T_A = 25^\circ\text{C}$  unless otherwise noted)

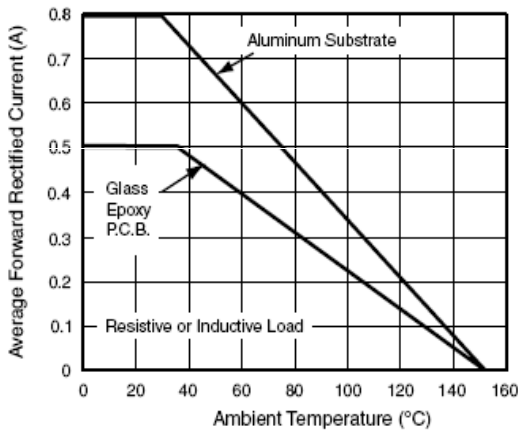


Figure 1. Derating Curve for Output Rectified Current

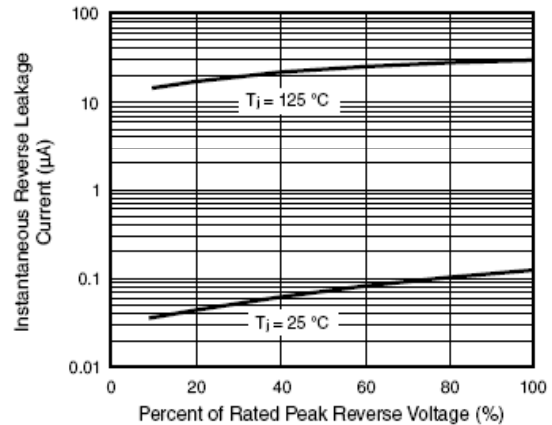


Figure 4. Typical Reverse Leakage Characteristics Per Leg

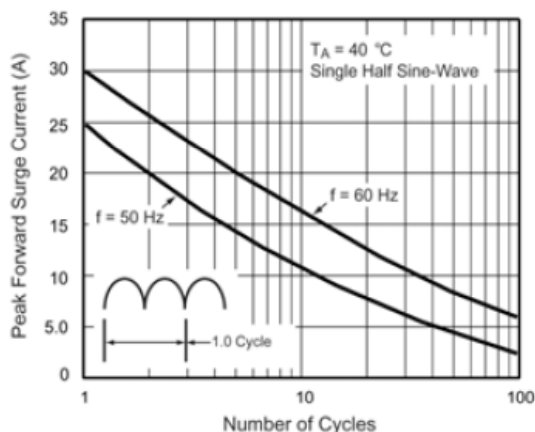


Figure 2. Maximum Non-Repetitive Peak Forward Surge Current Per Leg

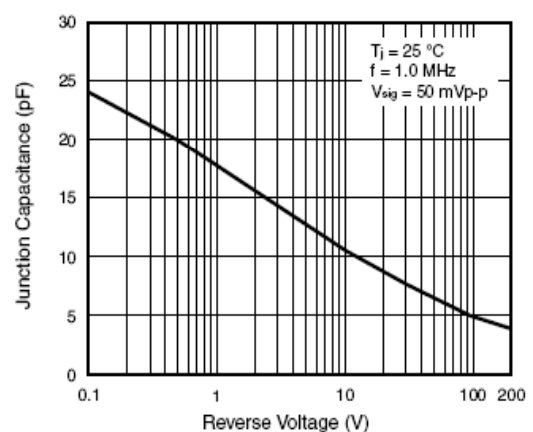


Figure 5. Typical Junction Capacitance Per Leg

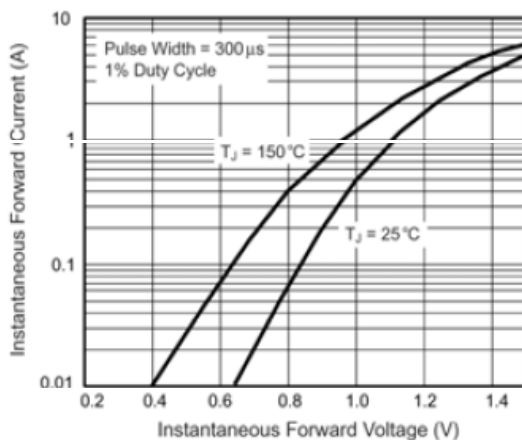
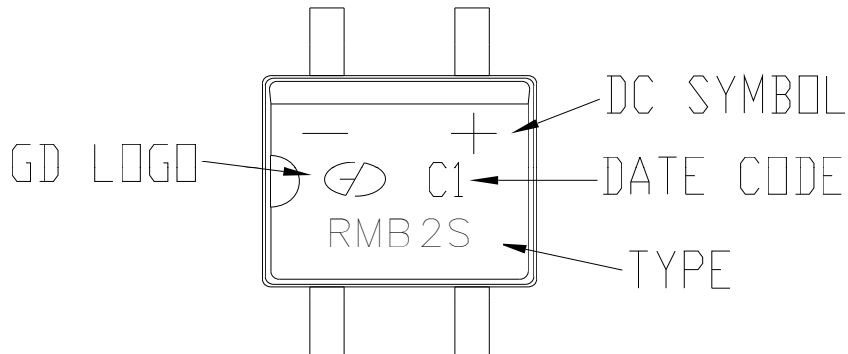


Figure 3. Typical Instantaneous Forward Characteristics Per Leg

# RMB2S thru RMB10S

Glass Passivated Fast Recovery Surface Mount Bridge Rectifier  
Reverse Voltage 200 to 400 Volts Forward Current 0.5 Ampere

## Marking



DATE CODE

Year	2009	2010	2011	2012	2013	2014	2015	2016	2017	2018	2019	2020
Code	9	A	B	C	D	E	F	G	H	J	K	0
Month	1	2	3	4	5	6	7	8	9	10	11	12
Code	1	2	3	4	5	6	7	8	9	O	N	D

## Package Outline Dimensions

