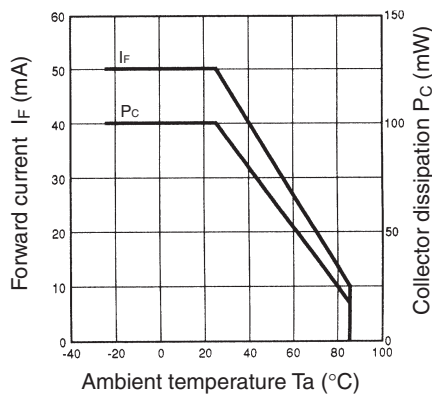
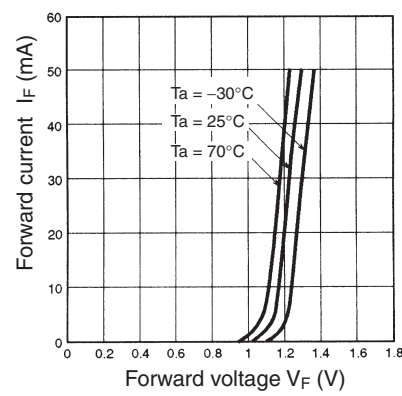


■ Engineering Data

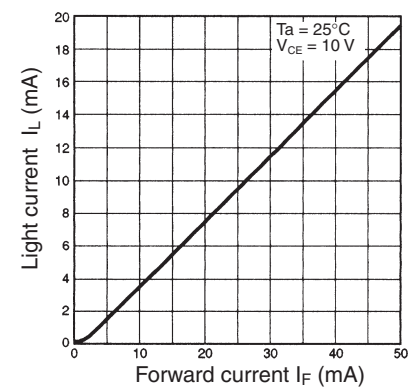
Forward Current vs. Collector Dissipation Temperature Rating



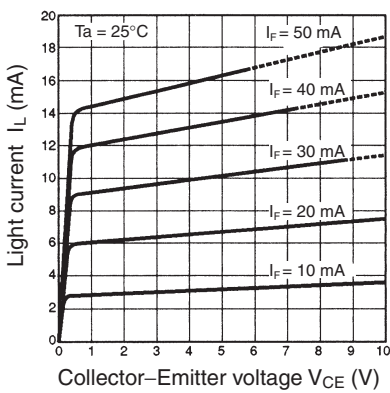
Forward Current vs. Forward Voltage Characteristics (Typical)



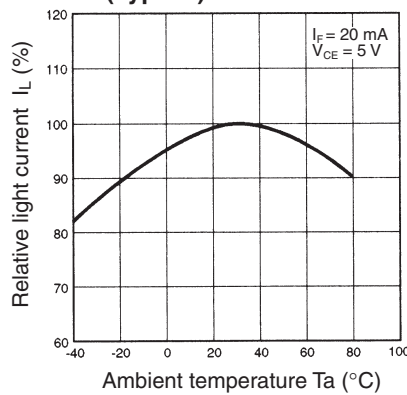
Light Current vs. Forward Current Characteristics (Typical)



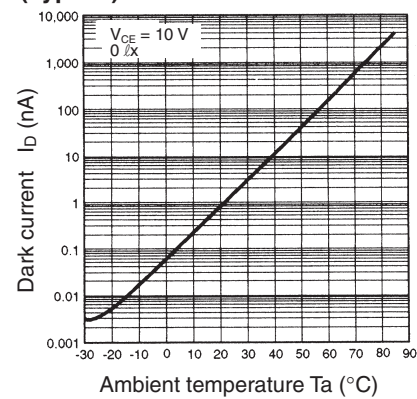
Light Current vs. Collector-Emitter Voltage Characteristics (Typical)



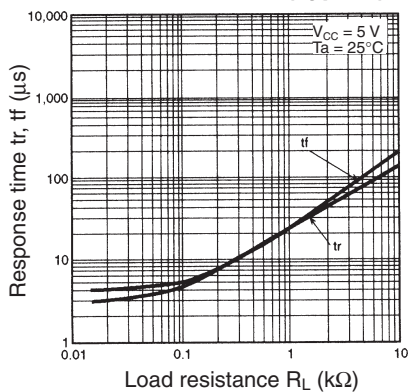
Relative Light Current vs. Ambient Temperature Characteristics (Typical)



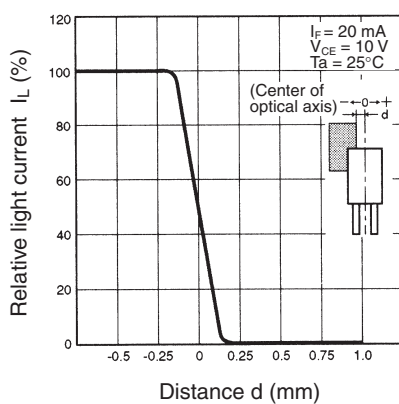
Dark Current vs. Ambient Temperature Characteristics (Typical)



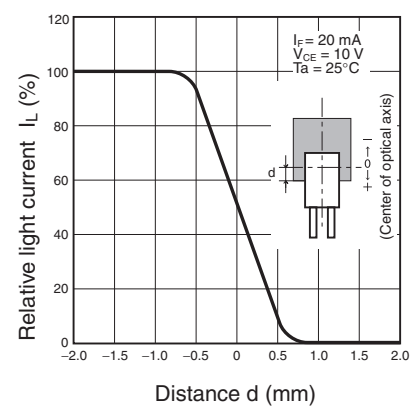
Response Time vs. Load Resistance Characteristics (Typical)



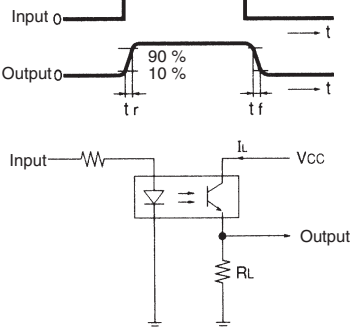
Sensing Position Characteristics (Typical)



Sensing Position Characteristics (Typical)



Response Time Measurement Circuit



A large grid of 20 columns and 30 rows of small squares, used for taking notes or drawing. The grid is composed of thin, light gray lines forming a uniform pattern across the page.

All sales are subject to Omron Electronic Components LLC standard terms and conditions of sale, which can be found at [http://www.components.omron.com/components/web/webfiles.nsf/sales\\_terms.html](http://www.components.omron.com/components/web/webfiles.nsf/sales_terms.html)

**ALL DIMENSIONS SHOWN ARE IN MILLIMETERS.**  
To convert millimeters into inches, multiply by 0.03937. To convert grams into ounces, multiply by 0.03527.

---

**OMRON**<sup>®</sup>

**OMRON ELECTRONIC  
COMPONENTS LLC**

55 E. Commerce Drive, Suite B  
Schaumburg, IL 60173

**847-882-2288**

**OMRON ON-LINE**

Global - <http://www.omron.com>

USA - <http://www.components.omron.com>

Cat. No. X305-E-1

10/10

Specifications subject to change without notice

Printed in USA

---

Photomicrosensor (Transmissive) **EE-SX198**