

ELECTRICAL CHARACTERISTICS
STATIC CHARACTERISTICS

Symbol	Test Conditions		Min.	Typ.	Max.	Unit
I_R	$T_j = 25^\circ\text{C}$	$V_R = V_{RRM}$			35	μA
	$T_j = 100^\circ\text{C}$				2	mA
V_F	$T_j = 25^\circ\text{C}$	$I_F = 8\text{A}$			1.9	V
	$T_j = 100^\circ\text{C}$				1.8	

RECOVERY CHARACTERISTICS

Symbol	Test Conditions			Min.	Typ.	Max.	Unit
t_{rr}	$T_j = 25^\circ\text{C}$	$I_F = 1\text{A}$	$di_F/dt = -15\text{A}/\mu\text{s}$	$V_R = 30\text{V}$		155	ns
		$I_F = 0.5\text{A}$	$I_R = 1\text{A}$	$I_{rr} = 0.25\text{A}$		65	

TURN-OFF SWITCHING CHARACTERISTICS (Without Series Inductance)

Symbol	Test Conditions		Min.	Typ.	Max.	Unit
t_{IRM}	$di_F/dt = -32\text{A}/\mu\text{s}$	$V_{CC} = 200\text{V}$ $I_F = 8\text{A}$ $L_p \leq 0.05\mu\text{H}$ $T_j = 100^\circ\text{C}$ See Figure 1			200	ns
	$di_F/dt = -64\text{A}/\mu\text{s}$			120		
I_{RM}	$di_F/dt = -32\text{A}/\mu\text{s}$				5.5	A
	$di_F/dt = -64\text{A}/\mu\text{s}$			6		

TURN-OFF OVERVOLTAGE COEFFICIENT (With Series Inductance)

Symbol	Test Conditions		Min.	Typ.	Max.	Unit
$C = \frac{V_{RP}}{V_{CC}}$	$T_j = 100^\circ\text{C}$ $di_F/dt = -8\text{A}/\mu\text{s}$	$V_{CC} = 200\text{V}$ $L_p = 2\mu\text{H}$			4.5	

To evaluate the conduction losses use the following equation:

$$V_F = 1.47 + 0.04 I_F \quad P = 1.47 \times I_{F(AV)} + 0.04 I_F^2(RMS)$$

Figure 1. Turn-off switching characteristics (without series inductance).

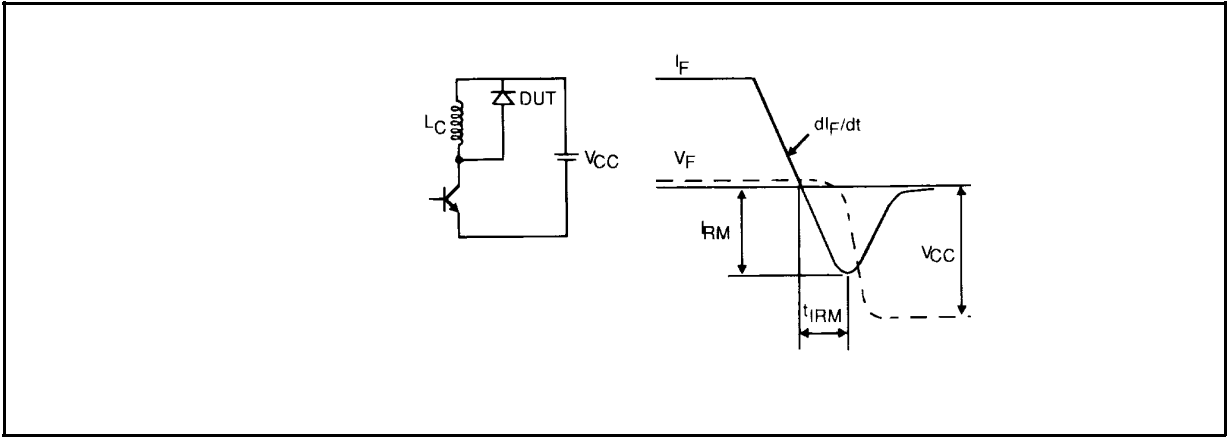
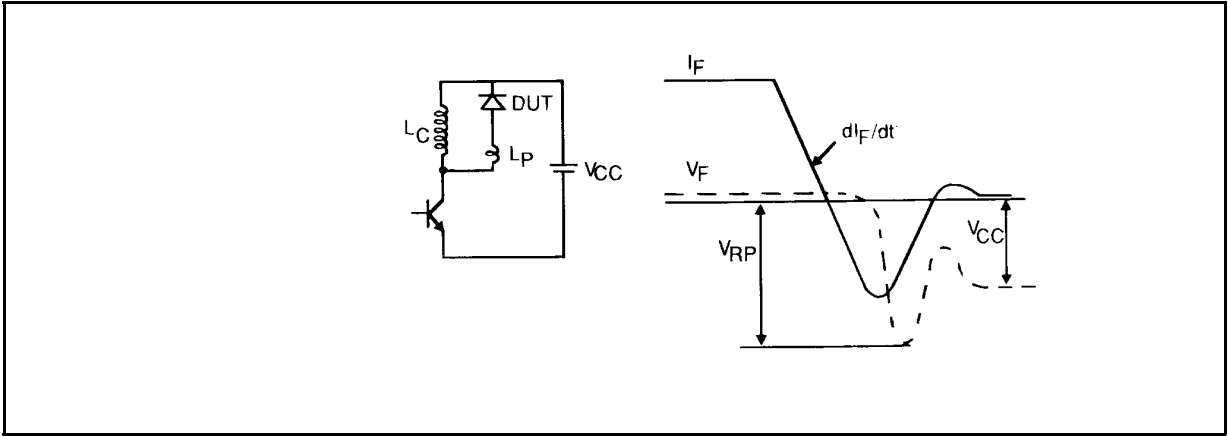
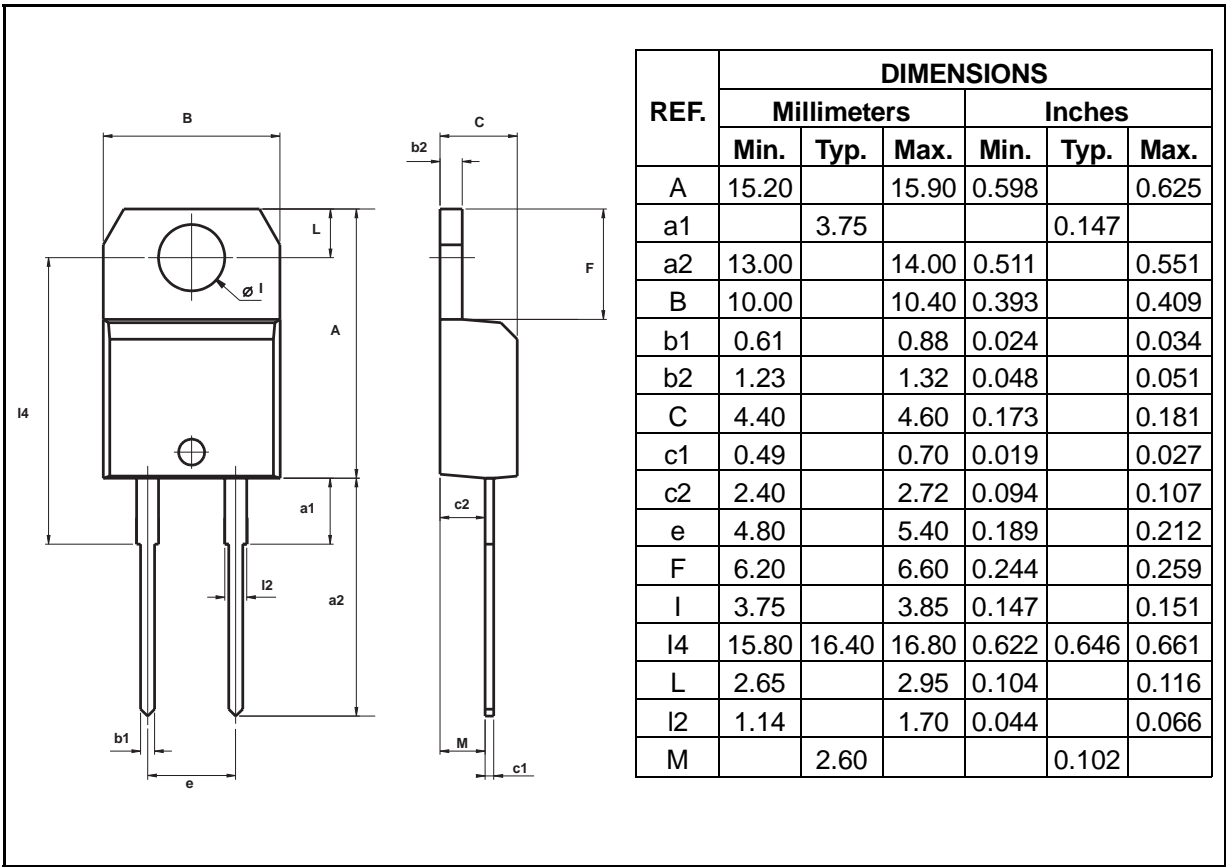


Figure 2. Turn-off switching characteristics (with series inductance).



PACKAGE MECHANICAL DATA : TO220AC Plastic



Cooling method: by conduction (method C)
Marking: type number
Weight: 2.1g
Recommended torque value: 80cm. N
Maximum torque value: 100cm. N

Information furnished is believed to be accurate and reliable. However, STMicroelectronics assumes no responsibility for the consequences of use of such information nor for any infringement of patents or other rights of third parties which may result from its use. No license is granted by implication or otherwise under any patent or patent rights of STMicroelectronics. Specifications mentioned in this publication are subject to change without notice. This publication supersedes and replaces all information previously supplied. STMicroelectronics products are not authorized for use as critical components in life support devices or systems without express written approval of STMicroelectronics.

The ST logo is a registered trademark of STMicroelectronics
© 1999 STMicroelectronics - Printed in Italy - All rights reserved.
STMicroelectronics GROUP OF COMPANIES
Australia - Brazil - China - Finland - France - Germany - Hong Kong - India - Italy - Japan - Malaysia
Malta - Morocco - Singapore - Spain - Sweden - Switzerland - United Kingdom - U.S.A.
<http://www.st.com>

