

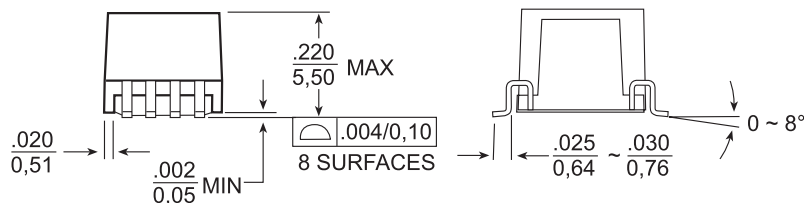
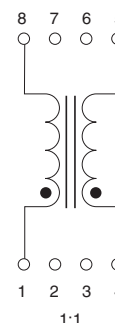
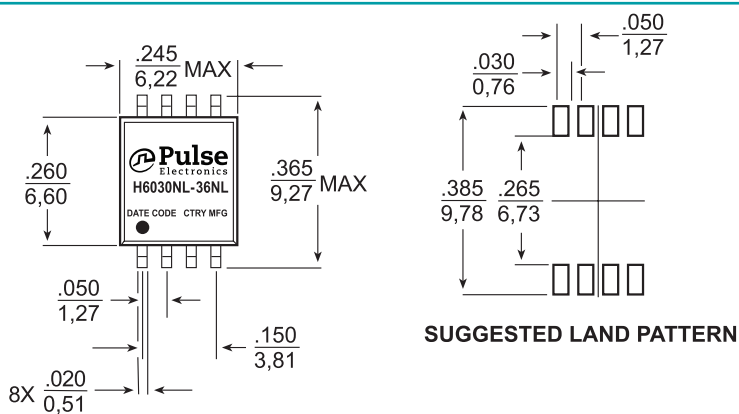
SMT COMMON MODE CHOKES

for PoE Applications

Mechanicals

Schematics

H6030NL-H6036NL



Weight0.4 grams

Tape & Reel750

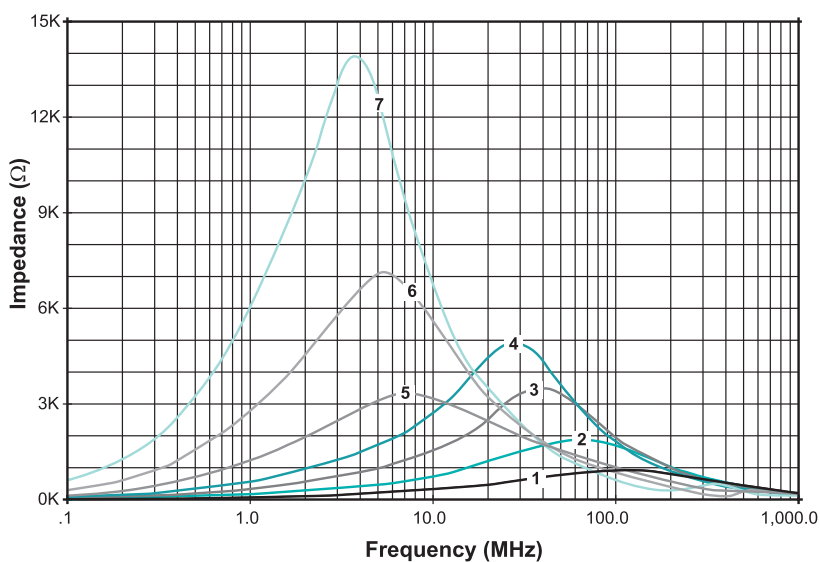
Tube85

Dimensions: $\frac{\text{Inches}}{\text{mm}}$

Unless otherwise specified, all tolerances are $\pm \begin{matrix} .010 \\ 0.25 \end{matrix}$

Impedance Curves

H6030NL-H6036NL



SMT COMMON MODE CHOKES

for PoE Applications

For More Information:

Americas - prodinfo@networkamericas@pulseelectronics.com | **Europe** - comms@apps-europe@pulseelectronics.com | **Asia** - prodinfo@networkapac@pulseelectronics.com

Performance warranty of products offered on this data sheet is limited to the parameters specified. Data is subject to change without notice. Other brand and product names mentioned herein may be trademarks or registered trademarks of their respective owners. © Copyright, 2019. Pulse Electronics, Inc. All rights reserved.